



Customer Service  
PO Box 11813  
Harrisburg, PA 17108-1813

## ACCOUNT STATEMENT

For the Month Ending

**November 30, 2024**

## SAN BERNARDINO COUNTY

### Client Management Team

#### **Kenneth Schiebel, CFA**

Managing Director  
213 Market Street  
Harrisburg, PA 17101-2141  
717-232-2723  
schiebelk@pfmam.com

#### **Danny A. Nelson**

Director  
800 Nicollet Mall, 4th Floor  
Minneapolis, MN 55402  
612-371-3747  
nelsond@pfmam.com

### Contents

Cover/Disclosures  
Summary Statement  
Individual Accounts

### Accounts included in Statement

76990800      SAN BERNARDINO COUNTY

SAN BERNARDINO COUNTY  
PARTH BHATT  
268 WEST HOSPITALITY LANE  
FIRST FLOOR  
SAN BERNARDINO, CA 92415-0360

**Online Access**    <https://www.pfmam.com>      **Customer Service**    1-717-232-2723

**Important Disclosures**

**Important Disclosures**

This statement is for general information purposes only and is not intended to provide specific advice or recommendations. PFM Asset Management ("PFMAM") is a division of U.S. Bancorp Asset Management, Inc. ("USBAM"), a SEC-registered investment adviser. USBAM is direct subsidiary of U.S. Bank National Association ("U.S. Bank") and an indirect subsidiary of U.S. Bancorp. U.S. Bank is not responsible for and does not guarantee the products, services or performance of PFMAM. PFMAM maintains a written disclosure statement of our background and business experience. If you would like to receive a copy of our current disclosure statement, please contact Service Operations at the address below.

**Proxy Voting** PFMAM does not normally receive proxies to vote on behalf of its clients. However, it does on occasion receive consent requests. In the event a consent request is received the portfolio manager contacts the client and then proceeds according to their instructions. PFMAM's Proxy Voting Policy is available upon request by contacting Service Operations at the address below.

**Questions About an Account** PFMAM's monthly statement is intended to detail our investment advisory activity as well as the activity of any accounts held by clients in pools that are managed by PFMAM. The custodian bank maintains the control of assets and executes (i.e., settles) all investment transactions. The custodian statement is the official record of security and cash holdings and transactions. PFMAM recognizes that clients may use these reports to facilitate record keeping and that the custodian bank statement and the PFMAM statement should be reconciled and differences resolved. Many custodians use a settlement date basis which may result in the need to reconcile due to a timing difference.

**Account Control** PFMAM does not have the authority to withdraw funds from or deposit funds to the custodian outside the scope of services provided by PFMAM. Our clients retain responsibility for their internal accounting policies; implementing and enforcing internal controls and generating ledger entries or otherwise recording transactions.

**Market Value** Generally, PFMAM's market prices are derived from closing bid prices as of the last business day of the month as supplied by ICE Data Services. There may be differences in the values shown for investments due to accrued but uncollected income and the use of differing valuation sources and methods. Non-negotiable FDIC-insured bank certificates of deposit are priced at par. Although PFMAM believes the prices to be reliable, the values of the securities may not represent the prices at which the securities could have been bought or sold. Explanation of the valuation methods for a registered investment company or local government investment program is contained in the appropriate fund offering documentation or information statement.

**Amortized Cost** The original cost of the principal of the security is adjusted for the amount of the periodic reduction of any discount or premium from the purchase date until the date of the report. Discount or premium with respect to short term securities (those with less than one year to maturity at time of issuance) is amortized on a straightline basis. Such discount or premium with respect to longer term securities is amortized using the constant yield basis.

**Tax Reporting** Cost data and realized gains / losses are provided for informational purposes only. Please review for accuracy and consult your tax advisor to determine the tax consequences of your security transactions. PFMAM does not report such information to the IRS or other taxing authorities and is not responsible for the accuracy of such information that may be required to be reported to federal, state or other taxing authorities.

**Financial Situation** In order to better serve you, PFMAM should be promptly notified of any material change in your investment objective or financial situation.

**Callable Securities** Securities subject to redemption prior to maturity may be redeemed in whole or in part before maturity, which could affect the yield represented.

**Portfolio** The securities in this portfolio, including shares of mutual funds, are not guaranteed or otherwise protected by PFMAM, the FDIC (except for certain non-negotiable certificates of deposit) or any government agency. Investment in securities involves risks, including the possible loss of the amount invested. Actual settlement values, accrued interest, and amortized cost amounts may vary for securities subject to an adjustable interest rate or subject to principal paydowns. Any changes to the values shown may be reflected within the next monthly statement's beginning values.

**Rating** Information provided for ratings is based upon a good faith inquiry of selected sources, but its accuracy and completeness cannot be guaranteed.

Shares of some local government investment programs and TERM funds are distributed by representatives of USBAM's affiliate, U.S. Bancorp Investments, Inc. which is registered with the SEC as a broker/dealer and is a member of the Financial Industry Regulatory Authority ("FINRA") and the Municipal Securities Rulemaking Board ("MSRB"). You may reach the FINRA by calling the FINRA Hotline at 1-800-289-9999 or at the FINRA website address <https://www.finra.org/investors/investor-contacts>. A brochure describing the FINRA Regulation Public Disclosure Program is also available from FINRA upon request.

**Key Terms and Definitions**

**Dividends** on local government investment program funds consist of interest earned, plus any discount ratably amortized to the date of maturity, plus all realized gains and losses on the sale of securities prior to maturity, less ratably amortization of any premium and all accrued expenses to the fund. Dividends are accrued daily and may be paid either monthly or quarterly. The monthly earnings on this statement represent the estimated dividend accrued for the month for any program that distributes earnings on a quarterly basis. There is no guarantee that the estimated amount will be paid on the actual distribution date.

**Current Yield** is the net change, exclusive of capital changes and income other than investment income, in the value of a hypothetical fund account with a balance of one share over the seven-day base period including the statement date, expressed as a percentage of the value of one share (normally \$1.00 per share) at the beginning of the seven-day period. This resulting net change in account value is then annualized by multiplying it by 365 and dividing the result by 7. The yields quoted should not be considered a representation of the yield of the fund in the future, since the yield is not fixed.

**Average maturity** represents the average maturity of all securities and investments of a portfolio, determined by multiplying the par or principal value of each security or investment by its maturity (days or years), summing the products, and dividing the sum by the total principal value of the portfolio. The stated maturity date of mortgage backed or callable securities are used in this statement. However the actual maturity of these securities could vary depending on the level or prepayments on the underlying mortgages or whether a callable security has or is still able to be called.

**Monthly distribution yield** represents the net change in the value of one share (normally \$1.00 per share) resulting from all dividends declared during the month by a fund expressed as a percentage of the value of one share at the beginning of the month. This resulting net change is then annualized by multiplying it by 365 and dividing it by the number of calendar days in the month.

**YTM at Cost** The yield to maturity at cost is the expected rate of return, based on the original cost, the annual interest receipts, maturity value and the time period from purchase date to maturity, stated as a percentage, on an annualized basis.

**YTM at Market** The yield to maturity at market is the rate of return, based on the current market value, the annual interest receipts, maturity value and the time period remaining until maturity, stated as a percentage, on an annualized basis.

**Managed Account** A portfolio of investments managed discretely by PFMAM according to the client's specific investment policy and requirements. The investments are directly owned by the client and held by the client's custodian.

**Unsettled Trade** A trade which has been executed however the final consummation of the security transaction and payment has not yet taken place.

In August 2024, PFMAM converted its portfolio accounting system from FIS Investment Accounting Manager to SS&C PORTIA. The new system has recalculated the amortized cost and yield to maturity at cost of each security, based upon original cost and settlement date. Some securities, including some factored securities and previously exchanged securities, are now on a modified amortization schedule as compared with that of the past. Where transfers have occurred between your portfolios we have returned their settlement dates to the settlement dates of the original purchases in order to minimize any impact to their amortization schedules.

Please review the detail pages of this statement carefully. If you think your statement is wrong, missing account information, or if you need more information about a transaction, please contact PFMAM within 60 days of receipt. If you have other concerns or questions regarding your account, or to request an updated copy of PFMAM's current disclosure statement, please contact a member of your client management team at PFMAM Service Operations at the address below.

PFM Asset Management  
Attn: Service Operations  
213 Market Street  
Harrisburg, PA 17101

**NOT FDIC INSURED    NO BANK GUARANTEE    MAY LOSE VALUE**

**U.S. Bancorp Investments, Inc., is registered with the U.S. Securities and Exchange Commission (SEC) and is subject to the rules of the Municipal Securities Rulemaking Board (MSRB) as it relates to the distribution of shares of local government investment pools. The MSRB requires investors to be informed of the availability of the MSRB Investor Brochure which describes the protections that may be provided by the MSRB rules and how to file a complaint with an appropriate regulatory authority. The MSRB Investor Brochure can be found on the MSRB's website at [www.msrb.org](http://www.msrb.org).**

**Consolidated Summary Statement**

For the Month Ending **November 30, 2024**

SAN BERNARDINO COUNTY

<b>Portfolio Summary</b>		
<b>Portfolio Holdings</b>	<b>Cash Dividends and Income</b>	<b>Closing Market Value</b>
PFMAM Managed Account	46,330,306.64	14,546,790,004.95
Cash Balance	0.00	73,227,470.00
<b>Total</b>	<b>\$46,330,306.64</b>	<b>\$14,620,017,474.95</b>

<b>Investment Allocation</b>		
<b>Investment Type</b>	<b>Closing Market Value</b>	<b>Percent</b>
Asset-Backed Security	1,074,984,394.03	7.35
Federal Agency Discount Note	147,041,700.00	1.01
Federal Agency Bond / Note	2,122,944,559.13	14.52
Corporate Note	404,185,021.00	2.76
Bank Note	30,292,470.00	0.21
Certificate of Deposit	199,750,350.00	1.37
Federal Agency Commercial Mortgage-Backed Se	3,361,764,171.10	23.00
Commercial Paper	820,345,586.35	5.61
Joint Powers Authority	626,000,000.00	4.28
Money Market Mutual Fund	573,000,000.00	3.92
Federal Agency Mortgage-Backed Security	1,314,586,803.34	8.99
Corporate Note	75,034,205.00	0.51
Repurchase Agreement	100,000,000.00	0.68
Supra-National Agency Bond / Note	44,941,020.00	0.31
Supra-National Discount Note	99,172,650.00	0.68
U.S. Treasury Bill	545,947,700.00	3.73
U.S. Treasury Bond / Note	3,006,799,375.00	20.57
Cash Balance	73,227,470.00	0.50
<b>Total</b>	<b>\$14,620,017,474.95</b>	<b>100.00%</b>

**Consolidated Summary Statement**

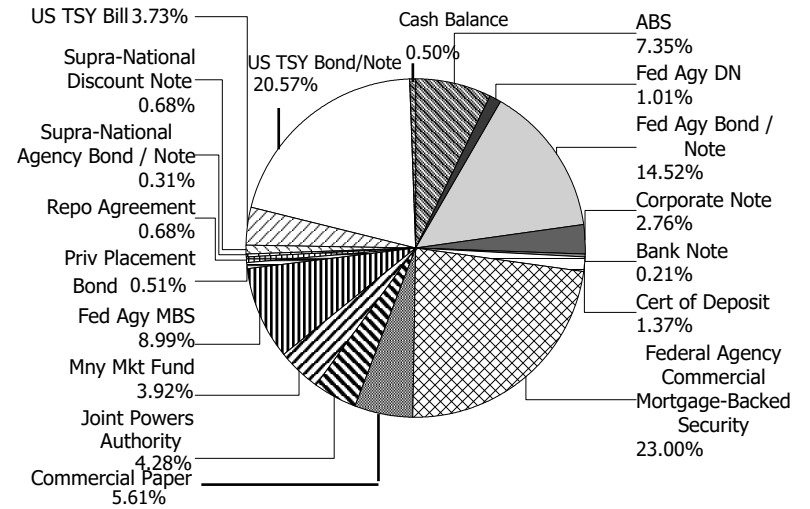
For the Month Ending **November 30, 2024**

**SAN BERNARDINO COUNTY**

**Maturity Distribution (Fixed Income Holdings)**

**Sector Allocation**

<b>Portfolio Holdings</b>	<b>Closing Market Value</b>	<b>Percent</b>
Under 30 days	1,637,147,913.23	11.20
31 to 60 days	581,910,755.51	3.98
61 to 90 days	823,954,956.00	5.64
91 to 180 days	1,484,078,296.87	10.15
181 days to 1 year	1,749,150,631.24	11.96
1 to 2 years	1,948,676,514.22	13.33
2 to 3 years	1,820,581,131.76	12.45
3 to 4 years	1,716,243,348.68	11.74
4 to 5 years	1,176,045,707.90	8.04
Over 5 years	1,682,228,219.54	11.51
<b>Total</b>	<b>\$14,620,017,474.95</b>	<b>100.00%</b>
<b>Weighted Average Days to Maturity</b>	<b>761</b>	



**Managed Account Summary Statement**

For the Month Ending **November 30, 2024**

**SAN BERNARDINO COUNTY - 76990800**

**Transaction Summary - Managed Account**

<b>Opening Market Value</b>	<b>\$14,378,561,446.66</b>
Maturities/Calls	(1,778,384,566.48)
Principal Dispositions	(451,000,000.00)
Principal Acquisitions	2,359,033,818.68
Unsettled Trades	0.00
Change in Current Value	38,579,306.09
<b>Closing Market Value</b>	<b>\$14,546,790,004.95</b>

**Cash Transactions Summary - Managed Account**

Maturities/Calls	1,698,730,000.00
Sale Proceeds	451,000,000.00
Coupon/Interest/Dividend Income	39,685,562.93
Principal Payments	79,654,566.48
Security Purchases	(2,359,646,513.49)
Net Cash Contribution	90,576,384.08
Reconciling Transactions	0.00

**Earnings Reconciliation (Cash Basis) - Managed Account**

Interest/Dividends/Coupons Received	39,685,562.93
Less Purchased Interest Related to Interest/Coupons	(612,694.81)
Plus Net Realized Gains/Losses	7,257,438.52
<b>Total Cash Basis Earnings</b>	<b>\$46,330,306.64</b>

**Cash Balance**

**Closing Cash Balance** **\$0.00**

**Earnings Reconciliation (Accrual Basis)**

	<b>Total</b>
Ending Amortized Value of Securities	14,540,172,497.25
Ending Accrued Interest	52,349,202.88
Plus Proceeds from Sales	451,000,000.00
Plus Proceeds of Maturities/Calls/Principal Payments	1,778,384,566.48
Plus Coupons/Dividends Received	39,685,562.93
Less Cost of New Purchases	(2,359,646,513.49)
Less Beginning Amortized Value of Securities	(14,397,198,707.52)
Less Beginning Accrued Interest	(55,184,999.66)
<b>Total Accrual Basis Earnings</b>	<b>\$49,561,608.87</b>

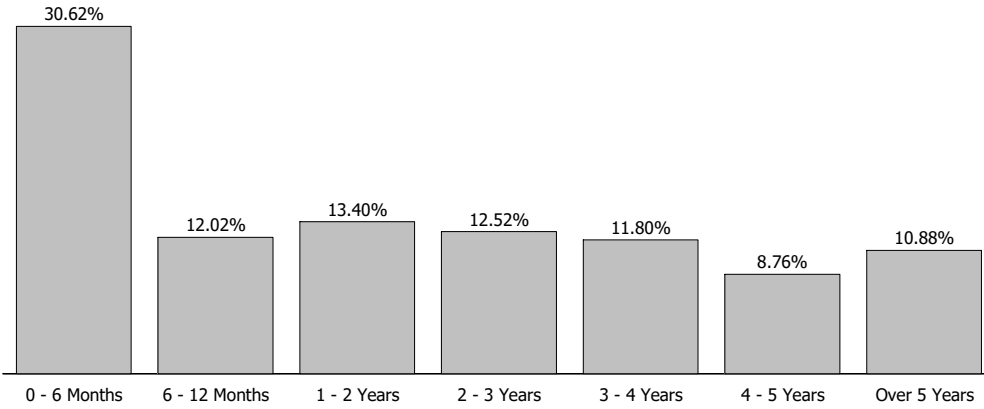


**Portfolio Summary and Statistics**

For the Month Ending **November 30, 2024**

**SAN BERNARDINO COUNTY - 76990800**

**Maturity Distribution**



**Characteristics**

Yield to Maturity at Cost	4.18%
Yield to Maturity at Market	4.56%
Weighted Average Days to Maturity	765

**Managed Account Issuer Summary**

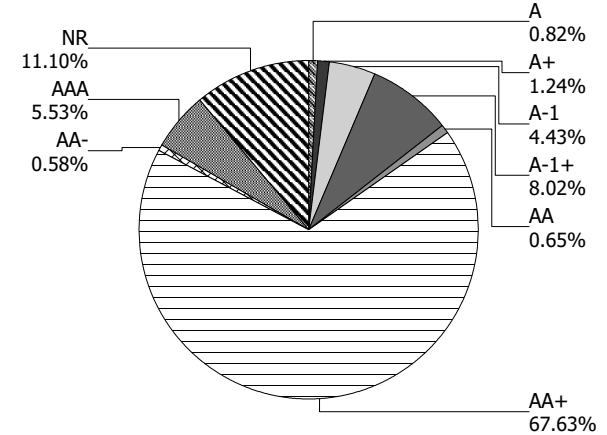
For the Month Ending **November 30, 2024**

**SAN BERNARDINO COUNTY - 76990800**

**Issuer Summary**

<b>Issuer</b>	<b>Market Value of Holdings</b>	<b>Percent</b>
Amazon.com Inc	74,757,250.00	0.51
American Express Co	67,065,508.00	0.46
Apple Inc	29,969,280.00	0.21
Bank of America Corp	298,906,250.00	2.05
Bank of New York Mellon Corp	49,705,550.00	0.34
BMW Vehicle Lease Trust	66,155,042.24	0.45
CAMP	616,000,000.00	4.23
Cantor Fitzgerald LP	100,000,000.00	0.69
Capital One Financial Corp	49,964,750.00	0.34
Citigroup Inc	166,683,944.00	1.15
Deere & Co	69,132,771.00	0.48
Discover Card Execution Note Trust	70,055,865.00	0.48
Federal Farm Credit Banks Funding Corp	322,771,805.34	2.22
Federal Home Loan Banks	1,461,902,900.79	10.05
Federal Home Loan Mortgage Corp	4,286,088,410.57	29.45
Federal National Mortgage Association	449,089,343.85	3.09
Federated Hermes Inc	1,000,000.00	0.01
Fidelity Investments	1,000,000.00	0.01
Ford Credit Auto Owner Trust	35,661,413.12	0.25
FRESB Multifamily Structured Pass Throu	426,484,773.02	2.93
GM Financial Consumer Automobile Receiv	41,074,725.59	0.28
Honda Auto Receivables Owner Trust	103,365,794.23	0.71
Hyundai Auto Receivables Trust	95,407,410.20	0.66
Inter-American Development Bank	114,208,140.00	0.79
International Bank for Reconstruction &	10,052,750.00	0.07
International Finance Corp	19,852,780.00	0.14
INVESTMENT TRUST OF CALIFORNIA	10,000,000.00	0.07
John Deere Owner Trust	117,409,966.66	0.81
JPMorgan Chase & Co	263,772,500.00	1.81
Mercedes-Benz Auto Lease Trust	34,131,600.42	0.23
Mercedes-Benz Auto Receivables Trust	58,996,036.86	0.41
MetLife Inc	248,174,996.35	1.71

**Credit Quality (S&P Ratings)**





**Managed Account Issuer Summary**

For the Month Ending **November 30, 2024**

SAN BERNARDINO COUNTY - 76990800

<b>Issuer</b>	<b>Market Value of Holdings</b>	<b>Percent</b>
Morgan Stanley	570,000,000.00	3.92
Nestle SA	4,981,345.00	0.03
Northern Trust Corp	1,000,000.00	0.01
Procter & Gamble Co	9,978,630.00	0.07
Toyota Auto Receivables Owner Trust	188,274,138.61	1.29
Toyota Lease Owner Trust	20,986,067.10	0.14
Toyota Motor Corp	277,156,750.00	1.91
United States Treasury	3,552,747,075.00	24.42
Verizon Master Trust	52,105,542.00	0.36
Walmart Inc	19,919,870.00	0.14
Wells Fargo & Co	90,799,030.00	0.62
<b>Total</b>	<b>\$14,546,790,004.95</b>	<b>100.00%</b>

**Managed Account Detail of Securities Held**

For the Month Ending **November 30, 2024**

**SAN BERNARDINO COUNTY - 76990800**

<b>Security Type/Description</b>	<b>Dated Date/Coupon/Maturity</b>	<b>CUSIP</b>	<b>Par</b>	<b>S&amp;P Rating</b>	<b>Moody's Rating</b>	<b>Trade Date</b>	<b>Settle Date</b>	<b>Original Cost</b>	<b>YTM at Cost</b>	<b>Accrued Interest</b>	<b>Amortized Cost</b>	<b>Market Value</b>
<b>U.S. Treasury Bond / Note</b>												
US TREASURY N/B DTD 01/31/2020 1.375% 01/31/2025		912828Z52	50,000,000.00	AA+	Aaa	10/27/21	10/28/21	50,845,703.13	0.85	229,789.40	50,043,314.77	49,750,000.00
US TREASURY N/B DTD 02/17/2015 2.000% 02/15/2025		912828J27	50,000,000.00	AA+	Aaa	12/19/19	12/20/19	50,576,171.88	1.76	293,478.26	50,023,242.60	49,730,100.00
US TREASURY N/B DTD 02/15/2022 1.500% 02/15/2025		91282CDZ1	50,000,000.00	AA+	Aaa	03/02/22	03/03/22	49,767,578.13	1.66	220,108.70	49,983,644.39	49,694,350.00
US TREASURY N/B DTD 03/15/2022 1.750% 03/15/2025		91282CED9	100,000,000.00	AA+	Aaa	05/02/23	05/03/23	95,890,625.00	4.06	372,237.57	99,373,350.43	99,232,800.00
US TREASURY N/B DTD 05/15/2015 2.125% 05/15/2025		912828XB1	50,000,000.00	AA+	Aaa	12/09/19	12/10/19	51,109,375.00	1.70	46,961.33	50,092,308.06	49,485,850.00
US TREASURY N/B DTD 05/16/2022 2.750% 05/15/2025		91282CEQ0	50,000,000.00	AA+	Aaa	06/09/22	06/10/22	49,652,343.75	3.00	60,773.48	49,946,389.46	49,626,000.00
US TREASURY N/B DTD 06/01/2020 0.250% 05/31/2025		912828ZT0	50,000,000.00	AA+	Aaa	11/22/21	11/24/21	48,667,968.75	1.02	343.41	49,812,229.24	48,984,750.00
US TREASURY N/B DTD 06/15/2022 2.875% 06/15/2025		91282CEU1	25,000,000.00	AA+	Aaa	04/17/23	04/18/23	24,354,492.19	4.14	331,881.83	24,839,645.72	24,803,525.00
US TREASURY N/B DTD 06/15/2022 2.875% 06/15/2025		91282CEU1	25,000,000.00	AA+	Aaa	04/18/23	04/19/23	24,353,515.63	4.14	331,881.83	24,839,199.32	24,803,525.00
US TREASURY N/B DTD 06/30/2020 0.250% 06/30/2025		912828ZW3	50,000,000.00	AA+	Aaa	11/22/21	11/24/21	48,605,468.75	1.04	52,309.78	49,776,068.42	48,829,100.00
US TREASURY N/B DTD 06/30/2020 0.250% 06/30/2025		912828ZW3	50,000,000.00	AA+	Aaa	01/24/22	01/25/22	48,166,015.63	1.35	52,309.78	49,690,917.97	48,829,100.00
US TREASURY N/B DTD 06/30/2020 0.250% 06/30/2025		912828ZW3	50,000,000.00	AA+	Aaa	06/09/22	06/10/22	45,994,140.63	3.01	52,309.78	49,242,619.78	48,829,100.00
US TREASURY N/B DTD 06/30/2020 0.250% 06/30/2025		912828ZW3	75,000,000.00	AA+	Aaa	01/26/22	01/27/22	72,058,593.75	1.43	78,464.67	74,503,490.63	73,243,650.00
US TREASURY N/B DTD 06/30/2020 0.250% 06/30/2025		912828ZW3	75,000,000.00	AA+	Aaa	01/31/22	02/01/22	71,976,562.50	1.47	78,464.67	74,487,594.12	73,243,650.00

**Managed Account Detail of Securities Held**

For the Month Ending **November 30, 2024**

**SAN BERNARDINO COUNTY - 76990800**

<b>Security Type/Description</b> <b>Dated Date/Coupon/Maturity</b>	<b>CUSIP</b>	<b>Par</b>	<b>S&amp;P Rating</b>	<b>Moody's Rating</b>	<b>Trade Date</b>	<b>Settle Date</b>	<b>Original Cost</b>	<b>YTM at Cost</b>	<b>Accrued Interest</b>	<b>Amortized Cost</b>	<b>Market Value</b>
<b>U.S. Treasury Bond / Note</b>											
US TREASURY N/B DTD 07/15/2022 3.000% 07/15/2025	91282CEY3	50,000,000.00	AA+	Aaa	04/10/23	04/11/23	49,005,859.38	3.93	566,576.09	49,727,995.42	49,588,400.00
US TREASURY N/B DTD 07/31/2020 0.250% 07/31/2025	91282CAB7	50,000,000.00	AA+	Aaa	11/22/21	11/24/21	48,470,703.13	1.10	41,779.89	49,724,840.27	48,650,400.00
US TREASURY N/B DTD 07/31/2020 0.250% 07/31/2025	91282CAB7	50,000,000.00	AA+	Aaa	11/22/21	11/24/21	48,482,421.88	1.09	41,779.89	49,726,948.77	48,650,400.00
US TREASURY N/B DTD 08/31/2020 0.250% 08/31/2025	91282CAJ0	50,000,000.00	AA+	Aaa	01/18/22	01/19/22	47,859,375.00	1.47	31,767.96	49,557,279.83	48,476,550.00
US TREASURY N/B DTD 08/31/2020 0.250% 08/31/2025	91282CAJ0	50,000,000.00	AA+	Aaa	06/27/22	06/28/22	45,480,468.75	3.27	31,767.96	48,936,351.70	48,476,550.00
US TREASURY N/B DTD 08/31/2020 0.250% 08/31/2025	91282CAJ0	75,000,000.00	AA+	Aaa	03/10/22	03/11/22	70,769,531.25	1.94	47,651.93	74,089,899.16	72,714,825.00
US TREASURY N/B DTD 09/30/2020 0.250% 09/30/2025	91282CAM3	50,000,000.00	AA+	Aaa	03/14/22	03/15/22	46,951,171.88	2.04	21,291.21	49,286,644.85	48,325,800.00
US TREASURY N/B DTD 11/02/2020 0.250% 10/31/2025	91282CAT8	50,000,000.00	AA+	Aaa	04/05/22	04/06/22	45,789,062.50	2.75	10,704.42	48,921,431.65	48,164,450.00
US TREASURY N/B DTD 11/02/2020 0.250% 10/31/2025	91282CAT8	50,000,000.00	AA+	Aaa	09/27/22	09/28/22	44,087,890.63	4.38	10,704.42	48,250,979.16	48,164,450.00
US TREASURY N/B DTD 02/01/2021 0.375% 01/31/2026	91282CBH3	50,000,000.00	AA+	Aaa	10/05/22	10/06/22	44,132,812.50	4.20	62,669.84	47,939,470.84	47,765,650.00
US TREASURY N/B DTD 02/01/2021 0.375% 01/31/2026	91282CBH3	50,000,000.00	AA+	Aaa	10/11/22	10/12/22	43,957,031.25	4.34	62,669.84	47,867,187.50	47,765,650.00
US TREASURY N/B DTD 02/01/2021 0.375% 01/31/2026	91282CBH3	50,000,000.00	AA+	Aaa	01/03/23	01/04/23	44,566,406.25	4.18	62,669.84	47,938,814.84	47,765,650.00
US TREASURY N/B DTD 03/01/2021 0.500% 02/28/2026	91282CBO3	50,000,000.00	AA+	Aaa	10/24/22	10/25/22	43,773,437.50	4.55	63,535.91	47,686,694.46	47,714,850.00
US TREASURY N/B DTD 06/01/2021 0.750% 05/31/2026	91282CCF6	50,000,000.00	AA+	Aaa	09/29/22	09/30/22	44,224,609.38	4.18	1,030.22	47,644,986.35	47,470,700.00

**Managed Account Detail of Securities Held**

For the Month Ending **November 30, 2024**

**SAN BERNARDINO COUNTY - 76990800**

<b>Security Type/Description</b> <b>Dated Date/Coupon/Maturity</b>	<b>CUSIP</b>	<b>Par</b>	<b>S&amp;P Rating</b>	<b>Moody's Rating</b>	<b>Trade Date</b>	<b>Settle Date</b>	<b>Original Cost</b>	<b>YTM at Cost</b>	<b>Accrued Interest</b>	<b>Amortized Cost</b>	<b>Market Value</b>
<b>U.S. Treasury Bond / Note</b>											
US TREASURY N/B DTD 05/31/2019 2.125% 05/31/2026	9128286X3	50,000,000.00	AA+	Aaa	11/01/22	11/02/22	46,298,828.13	4.38	2,918.96	48,452,649.43	48,460,950.00
US TREASURY N/B DTD 06/01/2021 0.750% 05/31/2026	91282CCF6	100,000,000.00	AA+	Aaa	04/05/24	04/08/24	92,113,281.25	4.66	2,060.44	94,500,448.99	94,941,400.00
US TREASURY N/B DTD 06/30/2021 0.875% 06/30/2026	91282CCJ8	50,000,000.00	AA+	Aaa	02/10/23	02/13/23	44,972,656.25	4.09	183,084.24	47,651,459.85	47,441,400.00
US TREASURY N/B DTD 06/30/2021 0.875% 06/30/2026	91282CCJ8	50,000,000.00	AA+	Aaa	02/14/23	02/15/23	44,855,468.75	4.18	183,084.24	47,592,810.72	47,441,400.00
US TREASURY N/B DTD 07/01/2019 1.875% 06/30/2026	9128287B0	50,000,000.00	AA+	Aaa	12/11/23	12/12/23	46,839,843.75	4.53	392,323.37	48,044,844.25	48,214,850.00
US TREASURY N/B DTD 07/01/2019 1.875% 06/30/2026	9128287B0	50,000,000.00	AA+	Aaa	12/11/23	12/12/23	46,843,750.00	4.52	392,323.37	48,047,261.01	48,214,850.00
US TREASURY N/B DTD 06/30/2021 0.875% 06/30/2026	91282CCJ8	100,000,000.00	AA+	Aaa	12/18/23	12/19/23	92,082,031.25	4.20	366,168.48	95,064,123.37	94,882,800.00
US TREASURY N/B DTD 08/02/2021 0.625% 07/31/2026	91282CCP4	50,000,000.00	AA+	Aaa	04/10/24	04/11/24	45,433,593.75	4.86	104,449.73	46,704,151.49	47,123,050.00
US TREASURY N/B DTD 08/02/2021 0.625% 07/31/2026	91282CCP4	100,000,000.00	AA+	Aaa	03/26/24	03/27/24	91,382,812.50	4.54	208,899.46	93,889,447.64	94,246,100.00
US TREASURY N/B DTD 08/31/2021 0.750% 08/31/2026	91282CCW9	50,000,000.00	AA+	Aaa	04/10/24	04/11/24	45,441,406.25	4.84	95,303.87	46,664,698.61	47,101,550.00
US TREASURY N/B DTD 08/31/2021 0.750% 08/31/2026	91282CCW9	100,000,000.00	AA+	Aaa	03/26/24	03/27/24	91,433,593.75	4.52	190,607.73	93,838,368.44	94,203,100.00
US TREASURY N/B DTD 09/30/2021 0.875% 09/30/2026	91282CCZ2	50,000,000.00	AA+	Aaa	04/10/24	04/11/24	45,474,609.38	4.80	74,519.23	46,648,602.07	47,085,950.00
US TREASURY N/B DTD 05/15/2017 2.375% 05/15/2027	912828X88	50,000,000.00	AA+	Aaa	09/27/22	09/28/22	46,058,593.75	4.27	52,486.19	47,912,687.22	47,949,200.00
US TREASURY N/B DTD 05/15/2017 2.375% 05/15/2027	912828X88	50,000,000.00	AA+	Aaa	10/27/22	10/31/22	46,332,031.25	4.16	52,486.19	48,018,809.88	47,949,200.00

**Managed Account Detail of Securities Held**

For the Month Ending **November 30, 2024**

**SAN BERNARDINO COUNTY - 76990800**

<b>Security Type/Description</b> <b>Dated Date/Coupon/Maturity</b>	<b>CUSIP</b>	<b>Par</b>	<b>S&amp;P Rating</b>	<b>Moody's Rating</b>	<b>Trade Date</b>	<b>Settle Date</b>	<b>Original Cost</b>	<b>YTM at Cost</b>	<b>Accrued Interest</b>	<b>Amortized Cost</b>	<b>Market Value</b>
<b>U.S. Treasury Bond / Note</b>											
US TREASURY N/B DTD 06/30/2020 0.500% 06/30/2027	912828ZV5	50,000,000.00	AA+	Aaa	11/01/22	11/02/22	42,123,046.88	4.26	104,619.57	45,642,438.04	45,591,800.00
US TREASURY N/B DTD 06/30/2020 0.500% 06/30/2027	912828ZV5	50,000,000.00	AA+	Aaa	12/11/23	12/12/23	43,642,578.13	4.41	104,619.57	45,384,001.56	45,591,800.00
US TREASURY N/B DTD 06/30/2020 0.500% 06/30/2027	912828ZV5	50,000,000.00	AA+	Aaa	12/11/23	12/12/23	43,646,484.38	4.40	104,619.57	45,386,837.81	45,591,800.00
US TREASURY N/B DTD 06/30/2022 3.250% 06/30/2027	91282CEW7	50,000,000.00	AA+	Aaa	01/03/24	01/04/24	48,695,312.50	4.06	680,027.17	49,035,576.64	48,935,550.00
US TREASURY N/B DTD 06/30/2022 3.250% 06/30/2027	91282CEW7	50,000,000.00	AA+	Aaa	01/04/24	01/05/24	48,683,593.75	4.07	680,027.17	49,026,149.15	48,935,550.00
US TREASURY N/B DTD 06/30/2022 3.250% 06/30/2027	91282CEW7	50,000,000.00	AA+	Aaa	01/05/24	01/08/24	48,761,718.75	4.02	680,027.17	49,081,778.84	48,935,550.00
US TREASURY N/B DTD 06/30/2022 3.250% 06/30/2027	91282CEW7	100,000,000.00	AA+	Aaa	01/03/24	01/04/24	97,406,250.00	4.05	1,360,054.35	98,082,703.26	97,871,100.00
US TREASURY N/B DTD 07/31/2020 0.375% 07/31/2027	91282CAD3	50,000,000.00	AA+	Aaa	09/26/22	09/27/22	41,859,375.00	4.12	62,669.84	45,524,498.02	45,308,600.00
US TREASURY N/B DTD 08/15/2017 2.250% 08/15/2027	9128282R0	50,000,000.00	AA+	Aaa	11/03/22	11/04/22	45,289,062.50	4.46	330,163.04	47,335,418.16	47,628,900.00
US TREASURY N/B DTD 05/31/2022 2.750% 05/31/2029	91282CES6	50,000,000.00	AA+	Aaa	05/07/24	05/08/24	46,132,812.50	4.47	3,777.47	46,522,895.63	47,234,400.00
US TREASURY N/B DTD 06/30/2022 3.250% 06/30/2029	91282CEV9	50,000,000.00	AA+	Aaa	05/07/24	05/08/24	47,201,171.88	4.48	680,027.17	47,477,847.77	48,224,600.00
US TREASURY N/B DTD 11/30/2022 3.875% 11/30/2029	91282CFY2	100,000,000.00	AA+	Aaa	07/01/24	07/02/24	97,296,875.00	4.44	10,645.60	97,482,134.90	98,976,600.00
US TREASURY N/B DTD 02/18/2020 1.500% 02/15/2030	912828Z94	50,000,000.00	AA+	Aaa	11/07/24	11/08/24	43,537,109.38	4.26	220,108.70	43,605,742.53	43,937,500.00
<b>Security Type Sub-Total</b>		<b>3,125,000,000.00</b>					<b>2,919,407,226.66</b>	<b>3.52</b>	<b>10,580,015.80</b>	<b>3,016,571,924.99</b>	<b>3,006,799,375.00</b>

**Managed Account Detail of Securities Held**

For the Month Ending **November 30, 2024**

**SAN BERNARDINO COUNTY - 76990800**

<b>Security Type/Description</b> <b>Dated Date/Coupon/Maturity</b>	<b>CUSIP</b>	<b>Par</b>	<b>S&amp;P Rating</b>	<b>Moody's Rating</b>	<b>Trade Date</b>	<b>Settle Date</b>	<b>Original Cost</b>	<b>YTM at Cost</b>	<b>Accrued Interest</b>	<b>Amortized Cost</b>	<b>Market Value</b>
<b>U.S. Treasury Bill</b>											
TREASURY BILL DTD 06/20/2024 0.000% 12/19/2024	912797LQ8	100,000,000.00	A-1+	P-1	10/28/24	10/29/24	99,355,062.50	4.55	0.00	99,772,380.00	99,785,100.00
TREASURY BILL DTD 07/05/2024 0.000% 01/02/2025	912797LR6	50,000,000.00	A-1+	P-1	08/15/24	08/16/24	49,064,645.83	4.85	0.00	49,784,666.67	49,806,450.00
TREASURY BILL DTD 07/05/2024 0.000% 01/02/2025	912797LR6	50,000,000.00	A-1+	P-1	08/30/24	09/03/24	49,196,358.34	4.78	0.00	49,787,471.11	49,806,450.00
TREASURY BILL DTD 07/05/2024 0.000% 01/02/2025	912797LR6	50,000,000.00	A-1+	P-1	09/03/24	09/03/24	49,206,250.00	4.72	0.00	49,790,084.44	49,806,450.00
TREASURY BILL DTD 07/05/2024 0.000% 01/02/2025	912797LR6	50,000,000.00	A-1+	P-1	09/04/24	09/05/24	49,215,013.19	4.75	0.00	49,788,911.11	49,806,450.00
TREASURY BILL DTD 09/24/2024 0.000% 01/21/2025	912797MY0	100,000,000.00	A-1+	P-1	10/28/24	10/29/24	98,950,000.00	4.50	0.00	99,362,514.16	99,380,900.00
TREASURY BILL DTD 04/18/2024 0.000% 04/17/2025	912797KS5	50,000,000.00	A-1+	P-1	09/05/24	09/06/24	48,690,959.03	4.23	0.00	49,195,810.00	49,185,300.00
TREASURY BILL DTD 04/18/2024 0.000% 04/17/2025	912797KS5	100,000,000.00	A-1+	P-1	09/30/24	10/01/24	97,887,450.00	3.84	0.00	98,538,286.11	98,370,600.00
<b>Security Type Sub-Total</b>		<b>550,000,000.00</b>					<b>541,565,738.89</b>	<b>4.47</b>	<b>0.00</b>	<b>546,020,123.60</b>	<b>545,947,700.00</b>
<b>Supra-National Discount Note</b>											
IADB DISCOUNT NOTE DTD 02/05/2024 0.000% 02/03/2025	45818LBK5	50,000,000.00	A-1+	P-1	11/21/24	11/25/24	49,566,400.00	4.46	0.00	49,603,565.71	49,598,500.00
IADB DISCOUNT NOTE DTD 02/07/2024 0.000% 02/07/2025	45818LBP4	50,000,000.00	A-1+	P-1	11/22/24	11/25/24	49,540,583.33	4.47	0.00	49,577,833.33	49,574,150.00
<b>Security Type Sub-Total</b>		<b>100,000,000.00</b>					<b>99,106,983.33</b>	<b>4.46</b>	<b>0.00</b>	<b>99,181,399.04</b>	<b>99,172,650.00</b>
<b>Supra-National Agency Bond / Note</b>											
INTL FINANCE CORP DTD 09/15/2022 3.625% 09/15/2025	45950KDA5	20,000,000.00	AAA	Aaa	09/07/22	09/15/22	19,992,200.00	3.64	153,055.56	19,997,948.80	19,852,780.00

**Managed Account Detail of Securities Held**

For the Month Ending **November 30, 2024**

**SAN BERNARDINO COUNTY - 76990800**

Security Type/Description Dated Date/Coupon/Maturity	CUSIP	Par	S&P Rating	Moody's Rating	Trade Date	Settle Date	Original Cost	YTM at Cost	Accrued Interest	Amortized Cost	Market Value
<b>Supra-National Agency Bond / Note</b>											
INTL BK RECON & DEVELOP DTD 04/10/2024 4.750% 04/10/2026	459058LE1	10,000,000.00	AAA	Aaa	04/03/24	04/10/24	9,997,400.00	4.76	67,291.67	9,998,219.99	10,052,750.00
INTER-AMERICAN DEVEL BK DTD 07/06/2023 4.500% 05/15/2026	4581X0EK0	15,000,000.00	AAA	Aaa	06/27/23	07/06/23	14,988,450.00	4.77	30,000.00	14,994,118.37	15,035,490.00
<b>Security Type Sub-Total</b>		<b>45,000,000.00</b>					<b>44,978,050.00</b>	<b>4.27</b>	<b>250,347.23</b>	<b>44,990,287.16</b>	<b>44,941,020.00</b>
<b>Repurchase Agreement</b>											
CANTOR FITZGERALD & CO DTD 11/21/2024 4.550% 12/05/2024	RPEI4RON3	100,000,000.00	NR	NR	11/21/24	11/21/24	100,000,000.00	4.55	126,388.89	100,000,000.00	100,000,000.00
<b>Security Type Sub-Total</b>		<b>100,000,000.00</b>					<b>100,000,000.00</b>	<b>4.55</b>	<b>126,388.89</b>	<b>100,000,000.00</b>	<b>100,000,000.00</b>
<b>Money Market Mutual Fund</b>											
NRTHRN INST US GOVT SEL-SHR DTD 01/01/2010 0.000% --	665278701	1,000,000.00	NR	NR	02/28/22	02/28/22	1,000,000.00	4.51	0.00	1,000,000.00	1,000,000.00
FIDELITY INV MMKT GOVT-INST DTD 08/09/2017 0.000% --	31607A703	1,000,000.00	NR	NR	10/15/24	10/15/24	1,000,000.00	4.51	0.00	1,000,000.00	1,000,000.00
FH GOVERNMENT OBLIGATION-PRE DTD 01/01/2010 0.000% --	608919718	1,000,000.00	NR	NR	10/31/24	10/31/24	1,000,000.00	4.50	0.00	1,000,000.00	1,000,000.00
MSILF GOVERNMENT-INST DTD 01/01/2010 0.000% --	61747C707	570,000,000.00	NR	NR	11/29/24	11/29/24	570,000,000.00	4.58	0.00	570,000,000.00	570,000,000.00
<b>Security Type Sub-Total</b>		<b>573,000,000.00</b>					<b>573,000,000.00</b>	<b>4.58</b>	<b>0.00</b>	<b>573,000,000.00</b>	<b>573,000,000.00</b>
<b>Joint Powers Authority</b>											
INVESTMENT TRUST OF CA DTD 01/01/2010 0.000% --	CALTRUST3	10,000,000.00	NR	NR	08/26/21	08/26/21	10,000,000.00	4.76	0.00	10,000,000.00	10,000,000.00
CALIFORNIA ASSET MGMT DTD 01/01/2010 0.000% --	CAMPMF025	17,000,000.00	NR	NR	06/01/23	06/01/23	17,000,000.00	4.81	0.00	17,000,000.00	17,000,000.00
CALIFORNIA ASSET MGMT DTD 01/01/2010 0.000% --	CAMPMF025	30,000,000.00	NR	NR	08/13/24	08/13/24	30,000,000.00	4.81	0.00	30,000,000.00	30,000,000.00

**Managed Account Detail of Securities Held**

For the Month Ending **November 30, 2024**

**SAN BERNARDINO COUNTY - 76990800**

Security Type/Description Dated Date/Coupon/Maturity	CUSIP	Par	S&P Rating	Moody's Rating	Trade Date	Settle Date	Original Cost	YTM at Cost	Accrued Interest	Amortized Cost	Market Value
<b>Joint Powers Authority</b>											
CALIFORNIA ASSET MGMT DTD 01/01/2010 0.000% --	CAMPMF025	33,000,000.00	NR	NR	06/27/23	06/27/23	33,000,000.00	4.81	0.00	33,000,000.00	33,000,000.00
CALIFORNIA ASSET MGMT DTD 01/01/2010 0.000% --	CAMPMF025	35,000,000.00	NR	NR	01/26/24	01/26/24	35,000,000.00	4.81	0.00	35,000,000.00	35,000,000.00
CALIFORNIA ASSET MGMT DTD 01/01/2010 0.000% --	CAMPMF025	47,000,000.00	NR	NR	02/26/24	02/26/24	47,000,000.00	4.81	0.00	47,000,000.00	47,000,000.00
CALIFORNIA ASSET MGMT DTD 01/01/2010 0.000% --	CAMPMF025	56,000,000.00	NR	NR	06/27/23	06/27/23	56,000,000.00	4.81	0.00	56,000,000.00	56,000,000.00
CALIFORNIA ASSET MGMT DTD 01/01/2010 0.000% --	CAMPMF025	73,000,000.00	NR	NR	06/17/24	06/17/24	73,000,000.00	4.81	0.00	73,000,000.00	73,000,000.00
CALIFORNIA ASSET MGMT DTD 01/01/2010 0.000% --	CAMPMF025	75,000,000.00	NR	NR	06/26/23	06/26/23	75,000,000.00	4.81	0.00	75,000,000.00	75,000,000.00
CALIFORNIA ASSET MGMT DTD 01/01/2010 0.000% --	CAMPMF025	100,000,000.00	NR	NR	08/09/24	08/09/24	100,000,000.00	4.81	0.00	100,000,000.00	100,000,000.00
CALIFORNIA ASSET MGMT DTD 01/01/2010 0.000% --	CAMPMF025	150,000,000.00	NR	NR	06/30/23	06/30/23	150,000,000.00	4.81	0.00	150,000,000.00	150,000,000.00
<b>Security Type Sub-Total</b>		<b>626,000,000.00</b>					<b>626,000,000.00</b>	<b>4.81</b>	<b>0.00</b>	<b>626,000,000.00</b>	<b>626,000,000.00</b>

<b>Federal Agency Mortgage-Backed Security</b>											
FR WN1252 DTD 06/01/2023 4.500% 03/01/2028	3132XFMA3	9,786,000.00	AA+	Aaa	06/15/23	06/21/23	9,642,268.13	4.84	36,697.50	9,685,991.04	9,737,529.94
FR WN1245 DTD 06/01/2023 4.350% 03/01/2028	3132XFL30	25,000,000.00	AA+	Aaa	06/06/23	06/09/23	24,512,695.30	4.80	90,625.00	24,663,256.03	24,816,000.00
FR WN1255 DTD 07/01/2023 4.670% 04/01/2028	3132XFMD7	21,000,000.00	AA+	Aaa	07/20/23	07/25/23	20,547,187.50	5.19	81,725.00	20,676,301.65	20,645,835.00
FR WN2390 DTD 07/01/2023 4.920% 04/01/2028	3132XGUO7	51,524,000.00	AA+	Aaa	07/13/23	07/18/23	51,493,810.13	4.93	211,248.40	51,502,505.01	51,773,427.68



**Managed Account Detail of Securities Held**

For the Month Ending **November 30, 2024**

**SAN BERNARDINO COUNTY - 76990800**

<b>Security Type/Description</b>	<b>CUSIP</b>	<b>Par</b>	<b>S&amp;P Rating</b>	<b>Moody's Rating</b>	<b>Trade Date</b>	<b>Settle Date</b>	<b>Original Cost</b>	<b>YTM at Cost</b>	<b>Accrued Interest</b>	<b>Amortized Cost</b>	<b>Market Value</b>
<b>Federal Agency Mortgage-Backed Security</b>											
FR WN2389 DTD 07/01/2023 4.650% 05/01/2028	3132XGUP9	43,850,000.00	AA+	Aaa	07/18/23	07/21/23	44,062,398.44	4.54	169,918.75	44,002,518.85	43,950,679.60
FR WN2432 DTD 09/01/2023 5.050% 05/01/2028	3132XGV29	49,502,000.00	AA+	Aaa	09/13/23	09/18/23	48,662,786.41	5.46	208,320.92	48,857,508.41	49,302,704.95
FR WN2578 DTD 04/01/2024 4.360% 05/01/2028	3132XG2L9	51,314,000.00	AA+	Aaa	04/11/24	04/16/24	49,772,575.55	5.17	186,440.87	49,985,559.20	51,189,871.43
FR WN1250 DTD 06/01/2023 4.400% 05/01/2028	3132XFL89	75,000,000.00	AA+	Aaa	06/15/23	06/21/23	73,848,632.78	4.75	275,000.00	74,187,006.75	74,274,450.00
FR WN2458 DTD 10/01/2023 5.060% 06/01/2028	3132XGWU6	24,652,000.00	AA+	Aaa	10/17/23	10/20/23	23,942,292.02	5.76	103,949.27	24,093,704.06	24,909,292.92
FR WN1268 DTD 10/01/2023 4.620% 06/01/2028	3132XFMS4	33,378,000.00	AA+	Aaa	10/05/23	10/11/23	32,041,576.16	5.59	128,505.30	32,332,466.76	33,320,689.97
FR WN2409 DTD 08/01/2023 4.900% 06/01/2028	3132XGVB9	42,540,000.00	AA+	Aaa	08/03/23	08/08/23	41,659,289.02	5.38	173,705.00	41,896,878.45	42,168,625.80
FR WN2382 DTD 07/01/2023 4.340% 06/01/2028	3132XGUG9	50,000,000.00	AA+	Aaa	08/18/23	08/23/23	48,044,921.85	5.25	180,833.33	48,560,230.90	49,608,850.00
FR WN1292 DTD 01/01/2024 4.300% 11/01/2028	3132XFNJ3	35,250,000.00	AA+	Aaa	01/17/24	01/22/24	34,948,447.25	4.50	126,312.50	34,997,111.74	35,077,980.00
FR WN2514 DTD 01/01/2024 4.450% 11/01/2028	3132XGYL4	75,000,000.00	AA+	Aaa	01/17/24	01/22/24	74,463,867.15	4.61	278,125.00	74,550,154.58	74,527,425.00
FR WN2594 DTD 07/01/2024 4.740% 06/01/2029	3132XG3C8	26,475,000.00	AA+	Aaa	07/09/24	07/12/24	26,327,112.30	4.87	104,576.25	26,337,446.09	26,393,562.90
FR WN2595 DTD 07/01/2024 4.550% 06/01/2029	3132XG3D6	34,950,000.00	AA+	Aaa	07/11/24	07/16/24	34,999,148.44	4.52	132,518.75	34,995,933.42	34,995,714.60
FR WN2337 DTD 04/01/2023 4.350% 01/01/2030	3132XGS31	62,975,000.00	AA+	Aaa	08/22/23	08/25/23	59,452,335.94	5.39	228,284.38	60,149,357.72	62,042,088.35
FR WN2398 DTD 07/01/2023 5.030% 02/01/2030	3132XGUY0	15,656,000.00	AA+	Aaa	07/18/23	07/21/23	15,802,775.00	4.86	65,624.73	15,772,397.26	15,859,387.10

**Managed Account Detail of Securities Held**

For the Month Ending **November 30, 2024**

**SAN BERNARDINO COUNTY - 76990800**

<b>Security Type/Description</b>	<b>CUSIP</b>	<b>Par</b>	<b>S&amp;P Rating</b>	<b>Moody's Rating</b>	<b>Trade Date</b>	<b>Settle Date</b>	<b>Original Cost</b>	<b>YTM at Cost</b>	<b>Accrued Interest</b>	<b>Amortized Cost</b>	<b>Market Value</b>
<b>Federal Agency Mortgage-Backed Security</b>											
FR WN2397 DTD 07/01/2023 5.000% 02/01/2030	3132XGUX2	33,757,000.00	AA+	Aaa	07/18/23	07/21/23	34,087,976.82	4.83	140,654.17	34,019,475.16	34,211,031.65
FR WN2446 DTD 10/01/2023 4.890% 02/01/2030	3132XGWW7	39,700,000.00	AA+	Aaa	10/05/23	10/11/23	38,307,398.44	5.54	161,777.50	38,521,116.16	39,996,598.70
FR WN2405 DTD 07/01/2023 4.310% 04/01/2030	3132XGU79	26,814,000.00	AA+	Aaa	07/20/23	07/25/23	26,363,608.57	4.60	96,306.95	26,454,015.59	26,537,976.68
FR WN2392 DTD 07/01/2023 4.050% 04/01/2030	3132XGUS3	30,193,000.00	AA+	Aaa	07/13/23	07/18/23	29,460,583.85	4.46	101,901.38	29,609,258.65	29,505,716.74
FR WN2404 DTD 07/01/2023 4.320% 04/01/2030	3132XGU61	30,648,000.00	AA+	Aaa	09/14/23	09/19/23	29,581,305.94	4.94	110,332.80	29,749,991.78	30,327,973.58
FR WN2415 DTD 08/01/2023 4.640% 05/01/2030	3132XGVH6	24,795,000.00	AA+	Aaa	08/08/23	08/11/23	24,740,760.94	4.68	95,874.00	24,751,219.29	24,890,733.50
FR WN2460 DTD 10/01/2023 4.340% 06/01/2030	3132XGWW2	9,385,000.00	AA+	Aaa	10/17/23	10/20/23	8,691,756.44	5.67	33,942.42	8,789,684.56	9,301,539.19
FR WN2421 DTD 09/01/2023 4.020% 06/01/2030	3132XGVP8	32,235,000.00	AA+	Aaa	09/21/23	09/26/23	30,224,090.02	5.12	107,987.25	30,509,105.57	31,493,047.01
FR WN2442 DTD 09/01/2023 4.230% 06/01/2030	3132XGWC6	59,832,000.00	AA+	Aaa	09/26/23	09/28/23	55,984,989.38	5.38	210,907.80	56,523,865.92	58,775,067.72
FR WN2459 DTD 10/01/2023 5.260% 07/01/2030	3132XGWW4	46,801,000.00	AA+	Aaa	10/17/23	10/20/23	45,534,082.28	5.74	205,144.38	45,710,035.55	47,948,934.93
FR WN1286 DTD 12/01/2023 4.800% 11/01/2030	3132XFNC8	35,000,000.00	AA+	Aaa	01/03/24	01/08/24	35,623,437.50	4.50	140,000.00	35,552,882.82	35,528,465.00
FR WN3235 DTD 04/01/2024 3.150% 01/01/2031	3132XHSZ8	74,257,039.50	AA+	Aaa	04/09/24	04/12/24	67,765,349.88	4.65	194,924.73	68,289,592.77	69,050,061.63
FR WN1331 DTD 04/01/2024 4.200% 02/01/2031	3132XFPR3	71,842,000.00	AA+	Aaa	04/11/24	04/16/24	68,858,873.02	4.91	251,447.00	69,090,578.85	70,405,160.00
FR WN2592 DTD 07/01/2024 4.380% 04/01/2031	3132XG3A2	50,202,000.00	AA+	Aaa	07/09/24	07/12/24	49,421,515.78	4.65	183,237.30	49,459,529.34	49,882,464.27

**Managed Account Detail of Securities Held**

For the Month Ending **November 30, 2024**

**SAN BERNARDINO COUNTY - 76990800**

Security Type/Description Dated Date/Coupon/Maturity	CUSIP	Par	S&P Rating	Moody's Rating	Trade Date	Settle Date	Original Cost	YTM at Cost	Accrued Interest	Amortized Cost	Market Value
<b>Federal Agency Mortgage-Backed Security</b>											
FR WN1367 DTD 07/01/2024 4.380% 05/01/2031	3132XFQV3	32,500,000.00	AA+	Aaa	07/16/24	07/19/24	32,313,378.91	4.48	118,625.00	32,322,129.58	32,137,917.50
<b>Security Type Sub-Total</b>		<b>1,325,813,039.50</b>					<b>1,291,183,227.14</b>	<b>4.98</b>	<b>4,935,473.63</b>	<b>1,296,598,809.51</b>	<b>1,314,586,803.34</b>

<b>Federal Agency Discount Note</b>											
FED HOME LN DISCOUNT NT DTD 05/01/2024 0.000% 05/01/2025	313385FA9	50,000,000.00	A-1+	P-1	10/02/24	10/03/24	48,811,458.34	4.08	0.00	49,145,381.95	49,094,750.00
FED HOME LN DISCOUNT NT DTD 05/14/2024 0.000% 05/14/2025	313385FP6	50,000,000.00	A-1+	P-1	11/08/24	11/12/24	48,914,700.00	4.27	0.00	49,027,381.42	49,017,850.00
FED HOME LN DISCOUNT NT DTD 05/29/2024 0.000% 05/29/2025	313385GE0	50,000,000.00	A-1+	P-1	10/29/24	10/30/24	48,763,305.55	4.22	0.00	48,950,861.11	48,929,100.00
<b>Security Type Sub-Total</b>		<b>150,000,000.00</b>					<b>146,489,463.89</b>	<b>4.19</b>	<b>0.00</b>	<b>147,123,624.48</b>	<b>147,041,700.00</b>

<b>Federal Agency Commercial Mortgage-Backed Security</b>											
FHMS K042 A2 DTD 01/01/2015 2.670% 12/01/2024	3137BFXT3	5,298,721.48	AA+	Aaa	06/23/22	06/28/22	5,212,617.26	3.37	11,789.66	5,296,417.69	5,281,103.23
FHMS K045 A2 DTD 05/01/2015 3.023% 01/01/2025	3137BHXJ1	16,313,838.00	AA+	Aaa	12/14/20	12/17/20	17,922,917.71	0.60	41,097.28	16,372,627.10	16,238,109.16
FHMS K046 A2 DTD 06/01/2015 3.205% 03/01/2025	3137BJP64	45,058,237.50	AA+	Aaa	10/11/22	10/14/22	43,592,084.70	4.60	120,343.04	44,868,519.61	44,792,979.66
FHMS K732 AM DTD 06/01/2018 3.700% 05/01/2025	3137FG7G4	25,000,000.00	AA+	Aaa	03/02/22	03/07/22	26,244,140.63	2.11	77,083.33	25,186,943.40	24,787,850.00
FHMS K047 A2 DTD 07/01/2015 3.329% 05/01/2025	3137BKRJ1	73,397,112.75	AA+	Aaa	05/26/22	06/01/22	74,090,944.83	3.00	203,615.82	73,509,521.23	72,851,405.21
FHMS K049 A2 DTD 10/01/2015 3.010% 07/01/2025	3137BLMZ8	9,856,754.20	AA+	Aaa	04/27/22	05/02/22	9,880,626.02	2.93	24,724.03	9,861,557.29	9,749,699.99
FHMS K733 A2 DTD 11/01/2018 3.750% 08/01/2025	3137FJXO7	3,091,262.05	AA+	Aaa	10/28/21	11/02/21	3,355,830.59	1.45	9,660.19	3,142,133.20	3,066,275.38

**Managed Account Detail of Securities Held**

For the Month Ending **November 30, 2024**

**SAN BERNARDINO COUNTY - 76990800**

<b>Security Type/Description</b>	<b>Dated Date/Coupon/Maturity</b>	<b>CUSIP</b>	<b>Par</b>	<b>S&amp;P Rating</b>	<b>Moody's Rating</b>	<b>Trade Date</b>	<b>Settle Date</b>	<b>Original Cost</b>	<b>YTM at Cost</b>	<b>Accrued Interest</b>	<b>Amortized Cost</b>	<b>Market Value</b>
<b>Federal Agency Commercial Mortgage-Backed Security</b>												
FHMS K050 A2 DTD 11/01/2015 3.334% 08/01/2025		3137BLW95	30,000,000.00	AA+	Aaa	03/17/22	03/21/22	30,856,640.63	2.47	83,350.00	30,183,268.32	29,707,680.00
FHMS K051 A2 DTD 12/01/2015 3.308% 09/01/2025		3137BM7C4	48,457,456.50	AA+	Aaa	05/16/22	05/19/22	48,877,673.51	3.04	133,581.06	48,559,897.45	47,924,230.65
FHMS KL1P A2P DTD 06/01/2017 2.700% 10/01/2025		3137BYLE8	25,000,000.00	AA+	Aaa	04/27/21	04/30/21	26,863,281.25	0.98	56,250.00	25,373,809.98	24,537,200.00
FHMS KL4F A2AS DTD 01/01/2019 3.683% 10/01/2025		3137FKSQ0	60,000,000.00	AA+	Aaa	06/10/21	06/15/21	65,231,250.00	1.62	184,150.00	61,079,570.04	59,361,720.00
FRESB 2021-SB82 A5F DTD 01/01/2021 0.670% 11/01/2025		30318CAA5	1,089,920.67	AA+	Aaa	01/13/21	01/22/21	1,095,265.65	0.57	608.54	1,091,006.22	1,052,743.48
FRESB 2021-SB82 A5F DTD 01/01/2021 0.670% 11/01/2025		30318CAA5	2,543,148.35	AA+	Aaa	01/13/21	01/22/21	2,555,619.98	0.57	1,419.92	2,545,681.31	2,456,401.56
FHMS K053 A2 DTD 03/01/2016 2.995% 12/01/2025		3137BN6G4	59,300,000.00	AA+	Aaa	04/04/23	04/06/23	57,504,785.16	4.17	148,002.92	58,595,850.33	58,425,977.30
FRESB 2021-SB83 A5F DTD 02/01/2021 0.630% 01/01/2026		30318NAA1	3,123,141.32	AA+	Aaa	02/10/21	02/19/21	3,137,807.57	0.53	1,639.65	3,126,560.14	3,000,620.49
FHMS K055 A2 DTD 06/01/2016 2.673% 03/01/2026		3137BPW21	83,123,224.62	AA+	Aaa	06/23/22	06/28/22	80,873,052.96	3.46	185,156.98	82,331,404.67	81,186,287.24
FHMS KJ34 A1 DTD 07/01/2021 0.681% 06/01/2026		3137H1LS3	1,107,948.87	AA+	Aaa	07/20/21	07/29/21	1,107,935.57	0.68	628.76	1,107,944.62	1,090,141.91
FHMS K736 A2 DTD 09/01/2019 2.282% 07/01/2026		3137FNWX4	14,970,441.45	AA+	Aaa	12/08/21	12/13/21	15,528,324.31	1.45	28,468.79	15,169,829.18	14,500,234.86
FHMS KJ21 A2 DTD 09/01/2018 3.700% 09/01/2026		3137FHGE7	7,747,963.61	AA+	Aaa	12/01/22	12/06/22	7,591,793.73	4.27	23,889.55	7,673,357.98	7,655,793.84
FHMS K737 A2 DTD 01/01/2020 2.525% 10/01/2026		3137FOXJ7	8,250,000.00	AA+	Aaa	06/28/21	06/30/21	8,815,898.44	1.18	17,359.38	8,452,127.69	7,966,389.75
FHMS K062 A2 DTD 02/01/2017 3.413% 12/01/2026		3137BUX60	10,000,000.00	AA+	Aaa	01/20/22	01/25/22	10,750,000.00	1.80	28,441.67	10,315,254.23	9,793,570.00

**Managed Account Detail of Securities Held**

For the Month Ending **November 30, 2024**

**SAN BERNARDINO COUNTY - 76990800**

<b>Security Type/Description</b>	<b>CUSIP</b>	<b>Par</b>	<b>S&amp;P Rating</b>	<b>Moody's Rating</b>	<b>Trade Date</b>	<b>Settle Date</b>	<b>Original Cost</b>	<b>YTM at Cost</b>	<b>Accrued Interest</b>	<b>Amortized Cost</b>	<b>Market Value</b>
<b>Federal Agency Commercial Mortgage-Backed Security</b>											
FHMS K062 A2 DTD 02/01/2017 3.413% 12/01/2026	3137BUX60	18,867,855.00	AA+	Aaa	01/20/22	01/25/22	20,306,528.94	1.77	53,663.32	19,472,585.73	18,478,365.87
FRESB 2022-SB97 A5F DTD 04/01/2022 1.780% 02/01/2027	30311SAA7	20,888,315.42	AA+	Aaa	04/13/22	04/22/22	20,060,469.71	2.65	30,984.33	20,506,451.99	19,672,719.90
FHMS K065 A2 DTD 07/01/2017 3.243% 04/01/2027	3137F1G44	5,000,000.00	AA+	Aaa	04/10/23	04/13/23	4,834,375.00	4.13	13,512.50	4,901,446.28	4,861,720.00
FHMS KJ39 A1 DTD 04/01/2022 2.750% 04/01/2027	3137H73W1	33,021,376.48	AA+	Aaa	04/13/22	04/21/22	33,015,927.95	2.75	75,673.99	33,018,766.96	32,388,158.56
FHMS K065 A2 DTD 07/01/2017 3.243% 04/01/2027	3137F1G44	50,000,000.00	AA+	Aaa	04/19/22	04/22/22	50,287,109.38	3.12	135,125.00	50,137,583.15	48,617,200.00
FRESB 2022-SB103 A5F DTD 10/01/2022 2.080% 06/01/2027	30329MAA0	7,740,453.04	AA+	Aaa	10/19/22	10/28/22	6,934,571.24	4.60	13,416.79	7,296,425.13	7,229,691.51
FHMS K066 A2 DTD 08/01/2017 3.117% 06/01/2027	3137F2LJ3	36,557,817.00	AA+	Aaa	02/15/22	02/18/22	38,105,812.06	2.28	94,958.93	37,300,083.41	35,397,691.24
FHMS K068 A2 DTD 10/01/2017 3.244% 08/01/2027	3137FBBX3	81,306,000.00	AA+	Aaa	06/29/22	06/30/22	79,984,777.50	3.59	219,797.22	80,605,146.59	78,784,457.02
FHMS K739 A2 DTD 11/01/2020 1.336% 09/01/2027	3137F64P9	12,000,000.00	AA+	Aaa	10/04/22	10/07/22	10,481,250.00	4.15	13,360.00	11,138,695.46	11,100,972.00
FHMS K740 A2 DTD 11/01/2020 1.470% 09/01/2027	3137F72B0	22,000,000.00	AA+	Aaa	10/04/22	10/07/22	19,243,125.00	4.27	26,950.00	20,436,537.33	20,283,934.00
FRESB 2022-SB104 A5F DTD 11/01/2022 2.600% 09/01/2027	30329OAA1	24,759,250.29	AA+	Aaa	11/08/22	11/18/22	22,601,184.51	4.60	53,645.04	23,506,658.01	23,380,160.05
FHMS KGX1 AFX DTD 12/01/2017 3.000% 10/01/2027	3137FCKD5	70,500,000.00	AA+	Aaa	01/04/23	01/09/23	66,468,281.25	4.32	176,250.00	68,061,347.40	67,527,720.00
FHMS K072 A2 DTD 01/01/2018 3.444% 12/01/2027	3137FEBO2	12,923,000.00	AA+	Aaa	03/28/23	03/31/23	12,499,973.67	4.22	37,089.01	12,648,926.59	12,549,783.76
FRESB 2023-SB105 A5F DTD 05/01/2023 3.740% 04/01/2028	30332AAA1	33,123,416.46	AA+	Aaa	05/18/23	05/25/23	32,296,026.63	4.31	103,234.65	32,551,255.31	32,259,524.63

**Managed Account Detail of Securities Held**

For the Month Ending **November 30, 2024**

**SAN BERNARDINO COUNTY - 76990800**

<b>Security Type/Description</b>	<b>CUSIP</b>	<b>Par</b>	<b>S&amp;P Rating</b>	<b>Moody's Rating</b>	<b>Trade Date</b>	<b>Settle Date</b>	<b>Original Cost</b>	<b>YTM at Cost</b>	<b>Accrued Interest</b>	<b>Amortized Cost</b>	<b>Market Value</b>
<b>Federal Agency Commercial Mortgage-Backed Security</b>											
FRESB 2023-SB106 A5F DTD 06/01/2023 3.960% 05/01/2028	35802AAE3	13,873,868.65	AA+	Aaa	06/22/23	06/29/23	13,464,450.78	4.64	45,783.77	13,583,149.48	13,614,288.56
FRESB 2023-SB107 A5F DTD 07/01/2023 4.090% 05/01/2028	30332EAA3	24,921,563.69	AA+	Aaa	07/13/23	07/20/23	24,379,743.98	4.59	84,941.00	24,532,198.68	24,431,281.77
FHMS K079 AM DTD 08/01/2018 3.930% 06/01/2028	3137FGZU2	11,350,000.00	AA+	Aaa	04/12/23	04/17/23	11,269,308.59	4.08	37,171.25	11,294,535.44	11,135,904.95
FRESB 2023-SB108 A5F DTD 08/01/2023 4.250% 06/01/2028	30333AAA0	24,870,520.96	AA+	Aaa	08/09/23	08/17/23	24,334,511.50	4.75	88,083.10	24,476,793.18	24,512,858.00
FHMS K505 A2 DTD 07/01/2023 4.819% 06/01/2028	3137HACX2	75,000,000.00	AA+	Aaa	07/13/23	07/20/23	75,749,100.00	4.59	301,187.50	75,541,884.15	75,637,200.00
FHMS K079 A2 DTD 08/01/2018 3.926% 06/01/2028	3137FGZT5	100,000,000.00	AA+	Aaa	05/24/23	05/30/23	98,417,968.75	4.28	327,166.67	98,886,943.40	98,208,300.00
FNA 2023-M5 2A2 DTD 07/01/2023 4.500% 07/01/2028	3136BOCS6	9,954,513.10	AA+	Aaa	07/18/23	07/31/23	9,931,182.21	4.55	37,329.42	9,937,424.59	9,904,820.17
FNA 2023-M6 A2 DTD 07/01/2023 4.181% 07/01/2028	3136BODE6	23,888,650.25	AA+	Aaa	07/17/23	07/31/23	23,470,598.87	4.59	83,232.04	23,582,452.07	23,566,750.68
FHMS KJ47 A1 DTD 09/01/2023 5.272% 08/01/2028	3137HAMN3	10,374,813.24	AA+	Aaa	09/19/23	09/28/23	10,374,761.36	5.27	45,580.01	10,374,778.00	10,516,107.82
FRESB 2023-SB110 A5F DTD 10/01/2023 4.580% 08/01/2028	30333HAA5	20,435,681.66	AA+	Aaa	10/18/23	10/26/23	19,631,251.49	5.52	77,996.19	19,785,249.19	20,256,072.46
FRESB 2023-SB109 A5F DTD 09/01/2023 4.390% 08/01/2028	30333MAA4	24,963,686.47	AA+	Aaa	09/13/23	09/22/23	24,283,525.86	5.01	91,325.49	24,432,512.94	24,665,495.24
FHMS K506 A2 DTD 09/01/2023 4.650% 08/01/2028	3137HAMH6	50,000,000.00	AA+	Aaa	09/07/23	09/14/23	49,260,350.00	4.99	193,750.00	49,424,778.25	50,129,200.00
FHMS K508 A2 DTD 10/01/2023 4.740% 08/01/2028	3137HAO74	50,000,000.00	AA+	Aaa	10/11/23	10/19/23	48,903,200.00	5.25	197,500.00	49,130,848.95	50,330,800.00
FRESB 2023-SB111 A5F DTD 11/01/2023 4.710% 09/01/2028	30334CAA5	24,948,419.38	AA+	Aaa	11/07/23	11/16/23	24,389,849.22	5.23	97,922.55	24,497,565.17	24,824,899.76

**Managed Account Detail of Securities Held**

For the Month Ending **November 30, 2024**

**SAN BERNARDINO COUNTY - 76990800**

<b>Security Type/Description</b>	<b>CUSIP</b>	<b>Par</b>	<b>S&amp;P Rating</b>	<b>Moody's Rating</b>	<b>Trade Date</b>	<b>Settle Date</b>	<b>Original Cost</b>	<b>YTM at Cost</b>	<b>Accrued Interest</b>	<b>Amortized Cost</b>	<b>Market Value</b>
<b>Federal Agency Commercial Mortgage-Backed Security</b>											
FHMS K507 A2 DTD 09/01/2023 4.800% 09/01/2028	3137HAMS2	50,000,000.00	AA+	Aaa	09/20/23	09/28/23	49,402,350.00	5.07	200,000.00	49,522,278.40	50,369,950.00
FHMS K509 A2 DTD 10/01/2023 4.850% 09/01/2028	3137HAST4	75,000,000.00	AA+	Aaa	10/25/23	10/31/23	72,608,775.00	5.60	303,125.00	73,052,072.48	75,669,300.00
FHMS K510 A2 DTD 11/01/2023 5.069% 10/01/2028	3137HB3D4	32,000,000.00	AA+	Aaa	11/14/23	11/21/23	31,907,488.00	5.14	135,173.33	31,924,872.48	32,529,344.00
FHMS K747 A2 DTD 01/01/2022 2.050% 11/01/2028	3137H5DX2	34,000,000.00	AA+	Aaa	05/30/23	06/02/23	30,287,890.63	2.10	58,083.33	31,301,994.46	31,061,380.00
FHMS K512 A2 DTD 12/01/2023 5.000% 11/01/2028	3137HBCF9	38,000,000.00	AA+	Aaa	12/11/23	12/21/23	38,354,844.00	4.79	158,333.33	38,293,425.21	38,643,986.00
FRESB 2024-SB112 A5F DTD 01/01/2024 4.740% 12/01/2028	30334WAA1	11,781,250.43	AA+	Aaa	01/23/24	01/31/24	11,792,949.21	4.72	46,535.94	11,791,340.45	11,773,922.49
FHMS K514 A2 DTD 02/01/2024 4.572% 12/01/2028	3137HBLV4	15,000,000.00	AA+	Aaa	02/01/24	02/08/24	15,149,985.00	4.34	57,150.00	15,127,247.58	15,012,195.00
FRESB 2024-SB113 A5F DTD 04/01/2024 5.020% 12/01/2028	30336BAA5	24,985,943.76	AA+	Aaa	04/16/24	04/25/24	24,776,811.41	5.23	104,524.53	24,776,811.41	25,270,983.41
FHMS K513 A2 DTD 01/01/2024 4.724% 12/01/2028	3137HBFY5	43,000,000.00	AA+	Aaa	01/10/24	01/18/24	43,429,527.00	4.50	169,276.67	43,360,926.48	43,225,793.00
FHMS K517 A2 DTD 03/01/2024 5.355% 01/01/2029	3137HC2C5	23,500,000.00	AA+	Aaa	03/05/24	03/14/24	24,204,671.00	4.67	104,868.75	24,111,407.98	24,215,457.50
FHMS K516 A2 DTD 03/01/2024 5.477% 01/01/2029	3137HBPM0	35,000,000.00	AA+	Aaa	02/29/24	03/07/24	36,049,895.00	4.79	159,745.83	35,908,066.81	36,110,795.00
FHMS K518 A2 DTD 03/01/2024 5.400% 01/01/2029	3137HC2L5	39,000,000.00	AA+	Aaa	03/19/24	03/28/24	39,941,655.00	4.83	175,500.00	39,835,989.30	40,305,564.00
FHMS K515 A2 DTD 02/01/2024 5.400% 01/01/2029	3137HBPD0	50,000,000.00	AA+	Aaa	02/14/24	02/22/24	51,347,000.00	4.79	225,000.00	51,156,273.90	51,427,300.00
FRESB 2024-SB114 A5F DTD 06/01/2024 4.990% 03/01/2029	30337MAA0	14,873,514.42	AA+	Aaa	06/18/24	06/27/24	14,947,168.06	4.87	61,849.03	14,942,300.01	14,999,582.33

**Managed Account Detail of Securities Held**

For the Month Ending **November 30, 2024**

**SAN BERNARDINO COUNTY - 76990800**

<b>Security Type/Description</b>	<b>CUSIP</b>	<b>Par</b>	<b>S&amp;P Rating</b>	<b>Moody's Rating</b>	<b>Trade Date</b>	<b>Settle Date</b>	<b>Original Cost</b>	<b>YTM at Cost</b>	<b>Accrued Interest</b>	<b>Amortized Cost</b>	<b>Market Value</b>
<b>Federal Agency Commercial Mortgage-Backed Security</b>											
FHMS K520 A2 DTD 04/01/2024 5.180% 03/01/2029	3137HCKV3	56,000,000.00	AA+	Aaa	04/23/24	04/30/24	56,227,304.00	5.09	241,733.33	56,206,292.80	57,324,848.00
FHMS K525 A2 DTD 08/01/2024 4.782% 05/01/2029	3137HFEX9	42,000,000.00	AA+	Aaa	08/01/24	08/08/24	42,791,616.00	4.35	167,370.00	42,744,993.23	42,421,344.00
FHMS K524 A2 DTD 07/01/2024 4.720% 05/01/2029	3137HDV56	80,000,000.00	AA+	Aaa	07/16/24	07/25/24	80,491,280.00	4.58	314,666.67	80,466,728.00	80,599,680.00
FHMS K522 A2 DTD 06/01/2024 4.803% 05/01/2029	3137HDJJ0	100,000,000.00	AA+	Aaa	06/06/24	06/13/24	99,999,700.00	4.80	400,250.00	100,000,000.00	100,879,800.00
FRESB 2024-SB115 A5F DTD 09/01/2024 4.080% 06/01/2029	35802FAA0	17,498,697.07	AA+	Aaa	09/11/24	09/19/24	17,581,798.39	3.97	59,495.57	17,578,650.11	17,190,825.00
FHMS K526 A2 DTD 08/01/2024 4.543% 07/01/2029	3137HDXL9	8,750,000.00	AA+	Aaa	08/07/24	08/15/24	8,831,847.50	4.33	33,126.04	8,827,473.08	8,753,053.75
FHMS K528 A2 DTD 09/01/2024 4.508% 07/01/2029	3137HFNZ4	8,750,000.00	AA+	Aaa	09/04/24	09/12/24	8,924,825.00	4.06	32,870.83	8,917,705.88	8,744,233.75
FHMS K527 A2 DTD 08/01/2024 4.618% 07/01/2029	3137HFF59	10,000,000.00	AA+	Aaa	08/13/24	08/22/24	10,174,740.00	4.23	38,483.33	10,165,973.90	10,038,050.00
FHMS KJ50 A1 DTD 07/01/2024 4.924% 07/01/2029	3137HDV23	24,910,744.00	AA+	Aaa	07/10/24	07/18/24	24,910,370.33	4.92	102,217.09	24,910,432.96	25,127,791.31
FHMS K529 A2 DTD 10/01/2024 4.791% 09/01/2029	3137HH6C0	6,100,000.00	AA+	Aaa	10/09/24	10/16/24	6,221,920.70	4.34	24,354.25	6,219,164.71	6,167,063.40
FRESB 2024-SB116 A5F DTD 10/01/2024 4.550% 09/01/2029	35802BAE1	49,998,879.65	AA+	Aaa	10/17/24	10/24/24	50,233,674.39	4.44	189,579.09	50,229,451.58	49,915,881.51
FHMS K530 A2 DTD 11/01/2024 4.792% 09/01/2029	3137HHJL6	50,000,000.00	AA+	Aaa	11/19/24	11/27/24	50,260,350.00	4.67	199,666.67	50,263,903.80	50,618,900.00
FRESB 2024-SB117 A5F DTD 11/01/2024 4.911% 10/01/2029	35802CAA7	50,000,000.00	AA+	Aaa	11/14/24	11/21/24	50,249,500.00	4.80	204,625.00	50,248,334.90	50,553,700.00
FHMS K102 A2 DTD 12/01/2019 2.537% 10/01/2029	3137FQKC6	100,000,000.00	AA+	Aaa	03/21/24	03/25/24	89,953,125.00	4.60	211,416.67	90,926,748.50	91,701,000.00



**Managed Account Detail of Securities Held**

For the Month Ending **November 30, 2024**

**SAN BERNARDINO COUNTY - 76990800**

<b>Security Type/Description</b> <b>Dated Date/Coupon/Maturity</b>	<b>CUSIP</b>	<b>Par</b>	<b>S&amp;P Rating</b>	<b>Moody's Rating</b>	<b>Trade Date</b>	<b>Settle Date</b>	<b>Original Cost</b>	<b>YTM at Cost</b>	<b>Accrued Interest</b>	<b>Amortized Cost</b>	<b>Market Value</b>
<b>Federal Agency Commercial Mortgage-Backed Security</b>											
FHMS K751 A2 DTD 05/01/2023 4.412% 03/01/2030	3137HA4B9	63,000,000.00	AA+	Aaa	07/02/24	07/08/24	61,754,765.63	4.81	231,630.00	61,830,742.93	62,775,846.00
FHMS K752 A2 DTD 08/01/2023 4.284% 07/01/2030	3137HAGZ3	25,000,000.00	AA+	Aaa	08/16/23	08/24/23	23,996,275.00	4.97	89,250.00	24,180,418.83	24,731,675.00
FRESB 2023-SB111 A7F DTD 11/01/2023 4.440% 09/01/2030	30334CAB3	15,000,000.00	AA+	Aaa	11/07/23	11/16/23	14,270,655.00	5.28	55,500.00	14,364,927.30	14,623,680.00
FNA 2023-M2 2A2 DTD 02/01/2023 2.914% 09/01/2030	3136BPWB3	17,000,000.00	AA+	Aaa	04/16/24	04/19/24	15,071,562.50	4.97	41,281.67	15,230,476.94	15,637,773.00
FHMS K753 A2 DTD 11/01/2023 4.400% 10/01/2030	3137HB2L7	82,000,000.00	AA+	Aaa	11/01/23	11/09/23	76,641,054.00	5.53	300,666.67	77,329,282.79	81,486,434.00
FNA 2020-M52 A2 DTD 11/01/2020 1.315% 10/01/2030	3136BCB90	85,000,000.00	AA+	Aaa	09/27/24	10/02/24	73,226,171.88	3.88	93,145.83	73,508,555.05	71,539,995.00
FHMS K754 A2 DTD 12/01/2023 4.940% 11/01/2030	3137HBC51	29,200,000.00	AA+	Aaa	03/27/24	04/02/24	29,732,671.88	4.62	120,206.67	29,686,669.57	29,802,542.00
FHMS K754 A2 DTD 12/01/2023 4.940% 11/01/2030	3137HBC51	125,775,000.00	AA+	Aaa	04/17/24	04/22/24	124,910,296.88	5.06	517,773.75	124,910,296.88	128,370,367.13
FRESB 2024-SB112 A7F DTD 01/01/2024 4.960% 12/01/2030	30334WAC7	12,485,848.36	AA+	Aaa	01/23/24	01/31/24	12,547,528.46	4.87	51,608.17	12,541,751.70	12,521,795.12
FHMS K127 A2 DTD 03/01/2021 2.108% 01/01/2031	3137FXZ35	50,000,000.00	AA+	Aaa	04/25/24	04/30/24	41,437,500.00	5.15	87,833.33	41,985,796.75	43,656,700.00
FHMS K126 A2 DTD 03/01/2021 2.074% 01/01/2031	3137FXYV4	77,500,000.00	AA+	Aaa	04/17/24	04/22/24	64,533,886.72	4.99	133,945.83	64,533,886.68	67,616,425.00
FHMS K755 A2 DTD 04/01/2024 5.203% 02/01/2031	3137HCH39	32,297,000.00	AA+	Aaa	04/04/24	04/11/24	33,037,182.65	4.81	140,034.41	32,978,515.79	33,407,435.45
FHMS K755 A2 DTD 04/01/2024 5.203% 02/01/2031	3137HCH39	35,548,000.00	AA+	Aaa	06/10/24	06/13/24	36,152,038.28	4.91	154,130.20	36,116,261.76	36,770,211.34
FHMS K755 A2 DTD 04/01/2024 5.203% 02/01/2031	3137HCH39	36,600,000.00	AA+	Aaa	04/16/24	04/19/24	36,853,054.69	5.08	158,691.50	36,833,766.40	37,858,381.20

**Managed Account Detail of Securities Held**

For the Month Ending **November 30, 2024**

**SAN BERNARDINO COUNTY - 76990800**

<b>Security Type/Description</b>	<b>Dated Date/Coupon/Maturity</b>	<b>CUSIP</b>	<b>Par</b>	<b>S&amp;P Rating</b>	<b>Moody's Rating</b>	<b>Trade Date</b>	<b>Settle Date</b>	<b>Original Cost</b>	<b>YTM at Cost</b>	<b>Accrued Interest</b>	<b>Amortized Cost</b>	<b>Market Value</b>
<b>Federal Agency Commercial Mortgage-Backed Security</b>												
FRESB 2024-SB114 A7F DTD 06/01/2024 5.000% 04/01/2031		30337MAB8	8,250,000.00	AA+	Aaa	06/18/24	06/27/24	8,288,775.00	4.92	34,375.00	8,287,116.35	8,277,645.75
FHMS K756 A2 DTD 07/01/2024 4.963% 05/01/2031		3137HDVA5	100,000,000.00	AA+	Aaa	07/24/24	07/31/24	101,995,500.00	4.62	413,583.33	101,932,338.70	102,274,200.00
FHMS K757 A2 DTD 10/01/2024 4.456% 08/01/2031		3137HH5X5	50,000,000.00	AA+	Aaa	10/03/24	10/10/24	50,998,550.00	4.12	185,666.67	50,980,769.15	49,734,250.00
FHMS K758 A2 DTD 11/01/2024 4.680% 10/01/2031		3137HHJF9	50,000,000.00	AA+	Aaa	11/13/24	11/21/24	49,559,700.00	4.83	195,000.00	49,561,212.30	50,334,600.00
<b>Security Type Sub-Total</b>			<b>3,410,803,250.15</b>					<b>3,352,127,935.14</b>	<b>4.31</b>	<b>11,321,233.65</b>	<b>3,354,509,950.78</b>	<b>3,361,764,171.10</b>
<b>Federal Agency Bond / Note</b>												
FEDERAL HOME LOAN BANK DTD 11/06/2014 2.750% 12/13/2024		3130A3GE8	10,000,000.00	AA+	Aaa	12/04/19	12/05/19	10,515,630.00	1.68	128,333.33	10,003,422.32	9,993,940.00
FEDERAL HOME LOAN BANK DTD 11/06/2014 2.750% 12/13/2024		3130A3GE8	25,000,000.00	AA+	Aaa	12/03/19	12/05/19	26,384,500.00	1.60	320,833.33	25,009,189.16	24,984,850.00
FEDERAL HOME LOAN BANK DTD 11/06/2014 2.750% 12/13/2024		3130A3GE8	25,000,000.00	AA+	Aaa	12/04/19	12/05/19	26,287,500.00	1.68	320,833.33	25,008,545.35	24,984,850.00
FEDERAL HOME LOAN BANK DTD 12/22/2021 1.000% 12/20/2024		3130AOF40	25,000,000.00	AA+	Aaa	07/20/22	07/21/22	23,641,500.00	3.36	111,805.56	24,970,297.47	24,954,850.00
FEDERAL HOME LOAN BANK DTD 12/22/2021 1.000% 12/20/2024		3130AOF40	25,000,000.00	AA+	Aaa	07/20/22	07/21/22	23,665,000.00	3.32	111,805.56	24,970,811.28	24,954,850.00
FEDERAL FARM CREDIT BANK DTD 01/11/2022 1.125% 01/06/2025		3133ENKS8	38,000,000.00	AA+	Aaa	01/06/22	01/11/22	37,914,500.00	1.20	172,187.50	37,997,216.28	37,870,990.00
FANNIE MAE DTD 01/10/2020 1.625% 01/07/2025		3135G0X24	75,000,000.00	AA+	Aaa	01/08/20	01/10/20	74,760,750.00	1.69	487,500.00	74,995,207.01	74,777,400.00
FEDERAL HOME LOAN BANK DTD 06/06/2024 5.235% 02/03/2025		3130B1PG6	150,000,000.00	AA+	Aaa	06/05/24	06/06/24	150,000,000.00	5.25	3,817,187.50	150,000,000.00	150,149,400.00
FREDDIE MAC DTD 02/14/2020 1.500% 02/12/2025		3137EAEP0	50,000,000.00	AA+	Aaa	02/13/20	02/14/20	49,961,500.00	1.52	227,083.33	49,998,479.70	49,702,250.00

**Managed Account Detail of Securities Held**

For the Month Ending **November 30, 2024**

**SAN BERNARDINO COUNTY - 76990800**

<b>Security Type/Description</b>	<b>CUSIP</b>	<b>Par</b>	<b>S&amp;P Rating</b>	<b>Moody's Rating</b>	<b>Trade Date</b>	<b>Settle Date</b>	<b>Original Cost</b>	<b>YTM at Cost</b>	<b>Accrued Interest</b>	<b>Amortized Cost</b>	<b>Market Value</b>
<b>Federal Agency Bond / Note</b>											
FEDERAL FARM CREDIT BANK DTD 02/15/2022 1.750% 02/14/2025	3133ENPG9	30,000,000.00	AA+	Aaa	02/10/22	02/15/22	29,919,900.00	1.84	156,041.67	29,994,580.82	29,832,570.00
FEDERAL FARM CREDIT BANK DTD 02/21/2023 4.750% 02/21/2025	3133EPBH7	75,000,000.00	AA+	Aaa	04/12/23	04/13/23	75,747,750.00	4.18	989,583.33	75,089,550.89	75,022,950.00
FEDERAL HOME LOAN BANK DTD 03/03/2023 5.000% 02/28/2025	3130AV7L0	23,000,000.00	AA+	Aaa	03/02/23	03/03/23	22,969,640.00	5.07	297,083.33	22,996,305.74	23,022,586.00
FEDERAL HOME LOAN BANK DTD 09/30/2024 4.290% 03/03/2025	3130B2Y58	100,000,000.00	AA+	Aaa	09/27/24	09/30/24	100,000,000.00	4.29	726,916.67	100,000,000.00	99,941,100.00
FEDERAL HOME LOAN BANK DTD 02/17/2015 2.375% 03/14/2025	3130A4CH3	25,840,000.00	AA+	Aaa	12/05/19	12/06/19	26,658,094.40	1.74	131,263.61	25,884,396.06	25,651,368.00
FEDERAL FARM CREDIT BANK DTD 03/28/2023 4.000% 03/28/2025	3133EPER2	50,000,000.00	AA+	Aaa	03/27/23	03/28/23	49,786,400.00	4.22	350,000.00	49,965,290.00	49,910,750.00
FANNIE MAE DTD 04/24/2020 0.625% 04/22/2025	3135G03U5	50,000,000.00	AA+	Aaa	04/22/20	04/24/20	49,897,000.00	0.67	33,854.17	49,991,922.69	49,264,500.00
FEDERAL HOME LOAN BANK DTD 09/09/2024 4.400% 05/01/2025	3130B2MV4	50,000,000.00	AA+	Aaa	09/05/24	09/09/24	50,000,000.00	4.41	183,333.33	50,000,000.00	50,000,900.00
FREDDIE MAC (CALLABLE) DTD 05/06/2020 0.700% 05/06/2025	3134GVPR3	25,000,000.00	AA+	Aaa	04/27/20	05/06/20	25,000,000.00	0.70	12,152.78	25,000,000.00	24,597,400.00
FEDERAL HOME LOAN BANK DTD 11/15/2024 4.310% 06/02/2025	3130B3RC9	61,000,000.00	AA+	Aaa	11/13/24	11/15/24	61,000,000.00	4.31	116,848.89	61,000,000.00	60,982,371.00
FEDERAL HOME LOAN BANK DTD 06/12/2023 4.625% 06/06/2025	3130AWER7	41,000,000.00	AA+	Aaa	06/09/23	06/12/23	40,965,970.00	4.71	921,788.19	40,991,182.70	41,039,196.00
FANNIE MAE DTD 06/19/2020 0.500% 06/17/2025	3135G04Z3	50,000,000.00	AA+	Aaa	06/17/20	06/19/20	49,896,500.00	0.54	113,888.89	49,988,717.46	48,929,850.00
FEDERAL HOME LOAN BANK DTD 09/30/2024 3.960% 07/01/2025	3130B2Y74	100,000,000.00	AA+	Aaa	09/27/24	09/30/24	100,000,000.00	3.97	671,000.00	100,000,000.00	99,767,300.00
FREDDIE MAC DTD 07/23/2020 0.375% 07/21/2025	3137EAEU9	45,000,000.00	AA+	Aaa	07/21/20	07/23/20	44,775,900.00	0.48	60,937.50	44,971,333.15	43,870,095.00

**Managed Account Detail of Securities Held**

For the Month Ending **November 30, 2024**

**SAN BERNARDINO COUNTY - 76990800**

<b>Security Type/Description</b>	<b>Dated Date/Coupon/Maturity</b>	<b>CUSIP</b>	<b>Par</b>	<b>S&amp;P Rating</b>	<b>Moody's Rating</b>	<b>Trade Date</b>	<b>Settle Date</b>	<b>Original Cost</b>	<b>YTM at Cost</b>	<b>Accrued Interest</b>	<b>Amortized Cost</b>	<b>Market Value</b>
<b>Federal Agency Bond / Note</b>												
FANNIE MAE DTD 08/27/2020 0.375% 08/25/2025		3135G05X7	50,000,000.00	AA+	Aaa	08/25/20	08/27/20	49,766,000.00	0.47	50,000.00	49,965,641.82	48,569,650.00
FREDDIE MAC (CALLABLE) DTD 09/02/2020 0.550% 09/02/2025		3134GWA22	19,900,000.00	AA+	Aaa	09/02/20	09/03/20	19,900,000.00	0.55	27,058.47	19,900,000.00	19,338,223.00
FEDERAL HOME LOAN BANK DTD 09/11/2020 0.375% 09/04/2025		3130AK5E2	14,000,000.00	AA+	Aaa	09/10/20	09/11/20	13,958,000.00	0.44	12,687.50	13,993,605.13	13,584,788.00
FREDDIE MAC DTD 09/25/2020 0.375% 09/23/2025		3137EAEX3	20,000,000.00	AA+	Aaa	09/23/20	09/25/20	19,939,800.00	0.44	14,166.67	19,990,223.36	19,363,580.00
FANNIE MAE DTD 11/12/2020 0.500% 11/07/2025		3135G06G3	45,000,000.00	AA+	Aaa	11/09/20	11/12/20	44,838,900.00	0.57	15,000.00	44,969,844.23	43,408,935.00
FEDERAL HOME LOAN BANK (CALLABLE) DTD 02/24/2021 0.750% 02/24/2026		3130ALCV4	58,700,000.00	AA+	Aaa	01/25/23	01/26/23	53,019,014.00	4.13	118,622.92	56,428,631.05	56,191,690.30
FEDERAL HOME LOAN BANK DTD 03/01/2023 4.500% 03/13/2026		3130AV6J6	50,000,000.00	AA+	Aaa	04/05/23	04/06/23	51,022,500.00	3.76	487,500.00	50,446,920.53	50,112,400.00
FEDERAL HOME LOAN BANK DTD 05/10/2019 2.500% 06/12/2026		3130AGFP5	49,535,000.00	AA+	Aaa	04/10/23	04/11/23	47,420,499.46	3.95	581,348.26	48,513,887.11	48,253,232.34
FEDERAL HOME LOAN BANK (CALLABLE) DTD 09/29/2021 0.900% 06/29/2026		3130ANXZ8	50,000,000.00	AA+	Aaa	04/24/23	04/25/23	45,152,500.00	4.19	190,000.00	47,593,199.30	47,364,150.00
FEDERAL FARM CREDIT BANK DTD 08/14/2023 4.500% 08/14/2026		3133EPSW6	50,000,000.00	AA+	Aaa	08/09/23	08/14/23	49,885,000.00	4.58	668,750.00	49,934,726.85	50,243,350.00
FEDERAL HOME LOAN BANK (CALLABLE) DTD 09/30/2021 1.030% 09/30/2026		3130APAZ8	50,000,000.00	AA+	Aaa	04/26/23	04/27/23	45,375,000.00	3.94	87,263.89	47,528,081.50	47,139,700.00
FEDERAL HOME LOAN BANK DTD 10/11/2024 4.000% 10/09/2026		3130B3A29	10,000,000.00	AA+	Aaa	10/10/24	10/11/24	9,997,900.00	4.01	55,555.56	9,998,052.71	9,972,930.00
FEDERAL HOME LOAN BANK (CALLABLE) DTD 10/26/2021 1.250% 10/26/2026		3130APJ55	34,770,000.00	AA+	Aaa	02/06/23	02/07/23	31,226,937.00	4.24	42,255.21	32,957,454.70	32,821,384.89
FEDERAL HOME LOAN BANK (CALLABLE) DTD 10/26/2021 1.250% 10/26/2026		3130APJ55	48,940,000.00	AA+	Aaa	01/23/23	01/24/23	44,101,057.50	4.12	59,475.69	46,488,316.85	46,197,255.58

**Managed Account Detail of Securities Held**

For the Month Ending **November 30, 2024**

**SAN BERNARDINO COUNTY - 76990800**

<b>Security Type/Description</b>	<b>CUSIP</b>	<b>Par</b>	<b>S&amp;P Rating</b>	<b>Moody's Rating</b>	<b>Trade Date</b>	<b>Settle Date</b>	<b>Original Cost</b>	<b>YTM at Cost</b>	<b>Accrued Interest</b>	<b>Amortized Cost</b>	<b>Market Value</b>
<b>Federal Agency Bond / Note</b>											
FEDERAL HOME LOAN BANK (CALLABLE) DTD 11/23/2021 1.500% 11/23/2026	3130APVJ1	50,000,000.00	AA+	Aaa	02/13/23	02/14/23	45,055,000.00	4.37	16,666.67	47,409,242.09	47,344,100.00
FANNIE MAE (CALLABLE) DTD 12/18/2020 0.875% 12/18/2026	3135G06L2	44,500,000.00	AA+	Aaa	12/08/22	12/09/22	39,102,150.00	4.18	176,300.35	41,754,509.69	41,561,220.00
FEDERAL HOME LOAN BANK DTD 12/22/2021 1.250% 12/21/2026	3130AQF65	50,000,000.00	AA+	Aaa	11/30/22	12/01/22	44,534,000.00	4.21	277,777.78	47,229,561.64	47,231,200.00
FEDERAL HOME LOAN BANK (CALLABLE) DTD 12/30/2020 0.600% 12/30/2026	3130AKK88	39,805,000.00	AA+	Aaa	04/03/23	04/04/23	35,003,322.85	4.66	100,175.92	37,133,041.21	36,879,531.52
FEDERAL HOME LOAN BANK DTD 01/29/2024 4.125% 01/15/2027	3130AYPN0	10,000,000.00	AA+	Aaa	01/26/24	01/29/24	9,977,500.00	4.21	155,833.33	9,983,604.58	10,008,940.00
FEDERAL HOME LOAN BANK (CALLABLE) DTD 02/26/2021 1.000% 02/26/2027	3130ALDA9	22,500,000.00	AA+	Aaa	01/31/23	02/01/23	19,931,625.00	4.07	59,375.00	21,088,708.62	20,923,582.50
FEDERAL HOME LOAN BANK (CALLABLE) DTD 02/26/2021 1.115% 02/26/2027	3130ALGL2	25,000,000.00	AA+	Aaa	01/24/23	01/25/23	22,305,500.00	4.00	73,559.03	23,525,443.58	23,346,150.00
FEDERAL HOME LOAN BANK (CALLABLE) DTD 02/26/2021 0.920% 02/26/2027	3130ALCE2	25,000,000.00	AA+	Aaa	02/03/23	02/06/23	22,095,000.00	4.06	60,694.44	23,398,270.55	23,231,400.00
FEDERAL HOME LOAN BANK (CALLABLE) DTD 02/26/2021 1.115% 02/26/2027	3130ALGL2	25,510,000.00	AA+	Aaa	01/31/23	02/01/23	22,673,288.00	4.11	75,059.63	23,951,260.64	23,822,411.46
FEDERAL HOME LOAN BANK (CALLABLE) DTD 02/26/2021 0.900% 02/26/2027	3130AL5A8	37,400,000.00	AA+	Aaa	01/05/23	01/06/23	32,493,120.00	4.40	88,825.00	34,748,967.52	34,735,923.20
FEDERAL HOME LOAN BANK DTD 04/11/2024 4.750% 04/09/2027	3130B0TY5	20,000,000.00	AA+	Aaa	04/10/24	04/11/24	19,947,200.00	4.85	137,222.22	19,957,893.29	20,294,740.00
FEDERAL FARM CREDIT BANK DTD 01/06/2023 4.000% 01/06/2028	3133EN5N6	50,000,000.00	AA+	Aaa	01/03/23	01/06/23	49,915,000.00	4.04	805,555.56	49,947,347.22	49,712,250.00
FEDERAL HOME LOAN BANK DTD 07/14/2023 4.000% 06/30/2028	3130AWN63	15,000,000.00	AA+	Aaa	07/13/23	07/14/23	14,960,100.00	4.06	251,666.67	14,971,203.15	14,978,130.00
FEDERAL FARM CREDIT BANK (CALLABLE) DTD 09/20/2021 1.300% 09/20/2028	3133EM5P3	33,652,000.00	AA+	Aaa	04/10/23	04/11/23	29,326,035.40	3.95	86,279.99	30,628,903.76	30,178,945.34

**Managed Account Detail of Securities Held**

For the Month Ending **November 30, 2024**

**SAN BERNARDINO COUNTY - 76990800**

<b>Security Type/Description</b>	<b>Dated Date/Coupon/Maturity</b>	<b>CUSIP</b>	<b>Par</b>	<b>S&amp;P Rating</b>	<b>Moody's Rating</b>	<b>Trade Date</b>	<b>Settle Date</b>	<b>Original Cost</b>	<b>YTM at Cost</b>	<b>Accrued Interest</b>	<b>Amortized Cost</b>	<b>Market Value</b>
<b>Federal Agency Bond / Note</b>												
FANNIE MAE (CALLABLE)		3136G43D3	25,000,000.00	AA+	Aaa	04/03/23	04/04/23	21,244,500.00	3.88	37,125.00	22,382,010.65	21,928,450.00
DTD 09/25/2020 0.810% 09/25/2028												
<b>Security Type Sub-Total</b>			<b>2,173,052,000.00</b>					<b>2,103,914,483.61</b>	<b>3.39</b>	<b>15,274,062.56</b>	<b>2,135,645,001.41</b>	<b>2,122,944,559.13</b>
<b>Corporate Note</b>												
JOHN DEERE CAPITAL CORP		24422EVY2	10,000,000.00	A	A1	01/04/22	01/10/22	9,995,300.00	1.27	48,958.33	9,999,830.27	9,960,180.00
DTD 01/10/2022 1.250% 01/10/2025												
TOYOTA MOTOR CREDIT CORP		89236TKN4	15,000,000.00	A+	A1	01/09/23	01/12/23	14,993,550.00	4.82	282,000.00	14,999,649.65	14,998,440.00
DTD 01/12/2023 4.800% 01/10/2025												
JOHN DEERE CAPITAL CORP		24422EWB1	7,000,000.00	A	A1	03/02/22	03/07/22	6,996,990.00	2.14	34,708.33	6,999,732.44	6,953,044.00
DTD 03/07/2022 2.125% 03/07/2025												
AMAZON.COM INC		023135CE4	50,000,000.00	AA	A1	04/11/22	04/13/22	49,920,500.00	3.06	200,000.00	49,990,283.30	49,699,500.00
DTD 04/13/2022 3.000% 04/13/2025												
BANK OF NY MELLON CORP (CALLABLE)		06406RBC0	50,000,000.00	A	Aa3	04/19/22	04/26/22	49,993,000.00	3.35	167,500.00	49,999,065.80	49,705,550.00
DTD 04/26/2022 3.350% 04/25/2025												
JOHN DEERE CAPITAL CORP		24422EWW5	5,000,000.00	A	A1	06/05/23	06/08/23	4,997,200.00	4.98	120,312.50	4,999,278.55	5,009,660.00
DTD 06/08/2023 4.950% 06/06/2025												
MET TOWER GLOBAL FUNDING		58989V2E3	35,000,000.00	AA-	Aa3	06/06/22	06/13/22	34,965,700.00	3.73	604,333.33	34,993,902.20	34,835,745.00
DTD 06/13/2022 3.700% 06/13/2025												
TOYOTA MOTOR CREDIT CORP		89236TKC8	15,000,000.00	A+	A1	06/27/22	06/30/22	14,985,750.00	3.98	248,520.83	14,997,242.36	14,938,935.00
DTD 06/30/2022 3.950% 06/30/2025												
JOHN DEERE CAPITAL CORP		24422EWJ4	7,000,000.00	A	A1	09/06/22	09/08/22	6,996,500.00	4.07	65,362.50	6,999,102.31	6,974,072.00
DTD 09/08/2022 4.050% 09/08/2025												
WALMART INC		931142EW9	5,000,000.00	AA	Aa2	09/06/22	09/09/22	4,996,500.00	3.92	44,416.67	4,999,099.07	4,980,380.00
DTD 09/09/2022 3.900% 09/09/2025												
NESTLE HOLDINGS INC		641062BA1	5,000,000.00	AA-	Aa3	09/06/22	09/13/22	4,998,350.00	4.01	43,888.89	4,999,570.30	4,981,345.00
DTD 09/13/2022 4.000% 09/12/2025												
TOYOTA MOTOR CREDIT CORP		89236TKK0	25,000,000.00	A+	A1	11/07/22	11/10/22	24,970,500.00	5.44	78,750.00	24,990,740.28	25,181,325.00
DTD 11/10/2022 5.400% 11/10/2025												

**Managed Account Detail of Securities Held**

For the Month Ending **November 30, 2024**

**SAN BERNARDINO COUNTY - 76990800**

<b>Security Type/Description</b>	<b>CUSIP</b>	<b>Par</b>	<b>S&amp;P Rating</b>	<b>Moody's Rating</b>	<b>Trade Date</b>	<b>Settle Date</b>	<b>Original Cost</b>	<b>YTM at Cost</b>	<b>Accrued Interest</b>	<b>Amortized Cost</b>	<b>Market Value</b>
<b>Corporate Note</b>											
AMAZON.COM INC DTD 12/01/2022 4.600% 12/01/2025	023135CN4	25,000,000.00	AA	A1	11/29/22	12/01/22	24,998,500.00	4.60	575,000.00	24,999,500.00	25,057,750.00
MET LIFE GLOB FUNDING I DTD 01/06/2023 5.000% 01/06/2026	592179KD6	15,000,000.00	AA-	Aa3	01/03/23	01/06/23	15,000,000.00	5.00	302,083.33	15,000,000.00	15,067,995.00
JOHN DEERE CAPITAL CORP DTD 01/09/2023 4.800% 01/09/2026	24422EWPO	15,000,000.00	A	A1	01/03/23	01/09/23	14,992,950.00	4.82	284,000.00	14,997,401.94	15,046,290.00
WELLS FARGO BANK NA (CALLABLE) DTD 01/23/2024 4.811% 01/15/2026	94988J6H5	30,000,000.00	A+	Aa2	01/16/24	01/23/24	30,000,000.00	4.81	545,246.67	30,000,000.00	30,089,700.00
PROCTER & GAMBLE CO/THE DTD 01/26/2023 4.100% 01/26/2026	742718FY0	10,000,000.00	AA-	Aa3	01/23/23	01/26/23	9,993,300.00	4.12	142,361.11	9,997,425.46	9,978,630.00
JOHN DEERE CAPITAL CORP DTD 03/07/2024 4.950% 03/06/2026	24422EXK0	10,000,000.00	A	A1	03/04/24	03/07/24	9,996,100.00	4.97	116,875.00	9,997,497.22	10,057,930.00
WALMART INC (CALLABLE) DTD 04/18/2023 4.000% 04/15/2026	931142FA6	15,000,000.00	AA	Aa2	04/12/23	04/18/23	14,993,400.00	4.02	76,666.67	14,996,972.70	14,939,490.00
APPLE INC (CALLABLE) DTD 05/10/2023 4.421% 05/08/2026	037833ES5	30,000,000.00	AA+	Aaa	05/08/23	05/10/23	30,000,000.00	4.42	84,735.83	30,000,000.00	29,969,280.00
TOYOTA MOTOR CREDIT CORP DTD 05/18/2023 4.450% 05/18/2026	89236TKT1	25,000,000.00	A+	A1	05/15/23	05/18/23	24,985,500.00	4.47	40,173.61	24,992,924.53	24,993,750.00
JOHN DEERE CAPITAL CORP DTD 06/08/2023 4.750% 06/08/2026	24422EWX3	5,000,000.00	A	A1	06/05/23	06/08/23	4,997,100.00	4.77	114,131.94	4,998,531.20	5,028,795.00
WELLS FARGO BANK NA (CALLABLE) DTD 12/11/2023 5.254% 12/11/2026	94988J6F9	40,000,000.00	A+	Aa2	12/04/23	12/11/23	40,000,000.00	5.25	992,422.22	40,000,000.00	40,519,520.00
MET TOWER GLOBAL FUNDING DTD 01/16/2024 4.850% 01/16/2027	58989V2G8	20,000,000.00	AA-	Aa3	01/10/24	01/16/24	19,982,800.00	4.88	363,750.00	19,987,594.28	20,149,120.00
JOHN DEERE CAPITAL CORP DTD 03/07/2024 4.850% 03/05/2027	24422EXM6	10,000,000.00	A	A1	03/04/24	03/07/24	9,990,700.00	4.88	115,861.11	9,992,872.23	10,102,800.00
<b>Security Type Sub-Total</b>		<b>479,000,000.00</b>					<b>478,740,190.00</b>	<b>4.23</b>	<b>5,692,058.87</b>	<b>478,928,216.09</b>	<b>479,219,226.00</b>

**Managed Account Detail of Securities Held**

For the Month Ending **November 30, 2024**

**SAN BERNARDINO COUNTY - 76990800**

<b>Security Type/Description</b>	<b>Dated Date/Coupon/Maturity</b>	<b>CUSIP</b>	<b>Par</b>	<b>S&amp;P Rating</b>	<b>Moody's Rating</b>	<b>Trade Date</b>	<b>Settle Date</b>	<b>Original Cost</b>	<b>YTM at Cost</b>	<b>Accrued Interest</b>	<b>Amortized Cost</b>	<b>Market Value</b>
<b>Commercial Paper</b>												
CHARIOT FUNDING LLC DTD 10/30/2024 0.000% 12/02/2024		15963TM22	50,000,000.00	A-1	P-1	10/30/24	10/31/24	49,788,889.00	4.75	0.00	49,993,402.78	49,980,900.00
TOYOTA MOTOR CREDIT CORP DTD 07/01/2024 0.000% 01/08/2025		89233GN85	50,000,000.00	A-1+	P-1	07/01/24	07/02/24	48,614,583.34	5.25	0.00	49,722,916.67	49,744,050.00
METLIFE SHORT TERM FUND DTD 09/05/2024 0.000% 01/21/2025		59157TNM1	30,265,000.00	A-1+	P-1	09/05/24	09/06/24	29,708,704.08	4.83	0.00	30,057,911.74	30,062,436.35
CRC FUNDING LLC DTD 09/27/2024 0.000% 01/22/2025		12619TNN0	50,000,000.00	A-1	P-1	09/27/24	09/27/24	49,252,500.00	4.60	0.00	49,667,777.78	49,652,450.00
METLIFE SHORT TERM FUND DTD 07/31/2024 0.000% 02/03/2025		59157TP31	50,000,000.00	A-1+	P-1	10/01/24	10/02/24	49,228,444.45	4.48	0.00	49,601,777.78	49,585,850.00
CHARIOT FUNDING LLC DTD 11/19/2024 0.000% 02/03/2025		15963TP37	50,000,000.00	A-1	P-1	11/18/24	11/19/24	49,514,444.50	4.60	0.00	49,591,111.16	49,574,500.00
BOFA SECURITIES INC DTD 05/30/2024 0.000% 02/03/2025		06054NP39	100,000,000.00	A-1	NR	05/29/24	05/30/24	96,313,416.67	5.33	0.00	99,052,444.44	99,155,900.00
CHARIOT FUNDING LLC DTD 11/25/2024 0.000% 02/05/2025		15963TP52	50,000,000.00	A-1	P-1	11/25/24	11/25/24	49,537,000.00	4.63	0.00	49,575,583.33	49,561,850.00
TOYOTA MOTOR CREDIT CORP DTD 09/23/2024 0.000% 03/03/2025		89233GO33	50,000,000.00	A-1+	P-1	09/23/24	09/24/24	49,008,888.89	4.46	0.00	49,430,111.11	49,401,150.00
METLIFE SHORT TERM FUND DTD 09/05/2024 0.000% 03/03/2025		59157TO30	50,000,000.00	A-1+	P-1	11/22/24	11/25/24	49,387,500.00	4.50	0.00	49,425,000.00	49,416,950.00
CHARIOT FUNDING LLC DTD 11/25/2024 0.000% 03/05/2025		15963TO51	50,000,000.00	A-1	P-1	11/25/24	11/25/24	49,361,111.00	4.60	0.00	49,399,444.34	49,386,150.00
TOYOTA MOTOR CREDIT CORP DTD 10/01/2024 0.000% 05/01/2025		89233GS15	50,000,000.00	A-1+	P-1	10/01/24	10/02/24	48,736,930.56	4.31	0.00	49,096,097.23	49,035,100.00
METLIFE SHORT TERM FUND DTD 11/08/2024 0.000% 05/02/2025		59157TS20	50,000,000.00	A-1+	P-1	11/08/24	11/12/24	48,955,000.00	4.40	0.00	49,071,111.11	49,056,900.00
CRC FUNDING LLC DTD 11/14/2024 0.000% 05/16/2025		12619TSG0	50,000,000.00	A-1	P-1	11/14/24	11/18/24	48,878,763.89	4.51	0.00	48,960,194.44	48,942,550.00



**Managed Account Detail of Securities Held**

For the Month Ending **November 30, 2024**

**SAN BERNARDINO COUNTY - 76990800**

<b>Security Type/Description</b> <b>Dated Date/Coupon/Maturity</b>	<b>CUSIP</b>	<b>Par</b>	<b>S&amp;P Rating</b>	<b>Moody's Rating</b>	<b>Trade Date</b>	<b>Settle Date</b>	<b>Original Cost</b>	<b>YTM at Cost</b>	<b>Accrued Interest</b>	<b>Amortized Cost</b>	<b>Market Value</b>
<b>Commercial Paper</b>											
CITIGROUP GLOBAL MARKETS DTD 11/26/2024 0.000% 05/20/2025	17327ASL2	50,000,000.00	A-1	P-1	11/26/24	11/27/24	48,905,250.00	4.53	0.00	48,930,416.67	48,924,850.00
TOYOTA MOTOR CREDIT CORP DTD 10/29/2024 0.000% 05/29/2025	89233GSV9	50,000,000.00	A-1+	P-1	10/29/24	10/30/24	48,690,041.67	4.47	0.00	48,888,708.34	48,864,000.00
<b>Security Type Sub-Total</b>		<b>830,265,000.00</b>					<b>813,881,468.05</b>	<b>4.68</b>	<b>0.00</b>	<b>820,464,008.92</b>	<b>820,345,586.35</b>
<b>Certificate of Deposit</b>											
BANK OF AMERICA NA DTD 10/03/2024 4.400% 05/01/2025	06051WPY4	50,000,000.00	A-1	P-1	10/02/24	10/03/24	50,000,000.00	4.40	360,555.56	50,000,000.00	49,952,050.00
BANK OF AMERICA NA DTD 10/03/2024 4.340% 06/02/2025	06051WQA5	50,000,000.00	A-1	P-1	10/02/24	10/03/24	50,000,000.00	4.34	355,638.89	50,000,000.00	49,931,450.00
BANK OF AMERICA NA DTD 10/07/2024 4.470% 06/02/2025	06051WOD9	50,000,000.00	A-1	P-1	10/04/24	10/07/24	50,000,000.00	4.47	341,458.33	50,000,000.00	49,964,400.00
BANK OF AMERICA NA DTD 10/03/2024 4.280% 07/01/2025	06051WPZ1	50,000,000.00	A-1	P-1	10/02/24	10/03/24	50,000,000.00	4.28	350,722.22	50,000,000.00	49,902,450.00
<b>Security Type Sub-Total</b>		<b>200,000,000.00</b>					<b>200,000,000.00</b>	<b>4.37</b>	<b>1,408,375.00</b>	<b>200,000,000.00</b>	<b>199,750,350.00</b>
<b>Bank Note</b>											
WELLS FARGO BANK NA (CALLABLE) DTD 08/09/2023 5.550% 08/01/2025	94988J6B8	10,000,000.00	A+	Aa2	08/02/23	08/09/23	9,992,800.00	5.59	185,000.00	9,997,573.03	10,053,740.00
CITIBANK NA (CALLABLE) DTD 04/30/2024 5.438% 04/30/2026	17325FBF4	10,000,000.00	A+	Aa3	04/23/24	04/30/24	10,000,000.00	5.44	46,827.22	10,000,000.00	10,102,660.00
WELLS FARGO BANK NA (CALLABLE) DTD 08/09/2023 5.450% 08/07/2026	94988J6D4	10,000,000.00	A+	Aa2	08/02/23	08/09/23	9,999,200.00	5.45	172,583.33	9,999,550.27	10,136,070.00
<b>Security Type Sub-Total</b>		<b>30,000,000.00</b>					<b>29,992,000.00</b>	<b>5.49</b>	<b>404,410.55</b>	<b>29,997,123.30</b>	<b>30,292,470.00</b>
<b>Asset-Backed Security</b>											
BMWLT 2023-2 A2 DTD 10/11/2023 5.950% 08/25/2025	055979AB4	163,065.60	AAA	NR	10/03/23	10/11/23	163,056.49	6.10	161.71	162,887.25	163,195.08

**Managed Account Detail of Securities Held**

For the Month Ending **November 30, 2024**

**SAN BERNARDINO COUNTY - 76990800**

<b>Security Type/Description</b> <b>Dated Date/Coupon/Maturity</b>	<b>CUSIP</b>	<b>Par</b>	<b>S&amp;P Rating</b>	<b>Moody's Rating</b>	<b>Trade Date</b>	<b>Settle Date</b>	<b>Original Cost</b>	<b>YTM at Cost</b>	<b>Accrued Interest</b>	<b>Amortized Cost</b>	<b>Market Value</b>
<b>Asset-Backed Security</b>											
HAROT 2023-1 A2 DTD 02/24/2023 5.220% 10/21/2025	43815JAB9	111,862.50	NR	Aaa	02/16/23	02/24/23	111,855.78	5.22	162.20	111,860.26	111,883.76
MBALT 2023-A A2 DTD 05/24/2023 5.240% 11/17/2025	58768RAB6	540,888.41	AAA	Aaa	05/11/23	05/24/23	540,882.08	5.24	1,259.67	540,885.95	541,027.42
BMWLT 2023-1 A3 DTD 02/15/2023 5.160% 11/25/2025	05593AAC3	2,238,288.29	AAA	Aaa	02/07/23	02/15/23	2,238,235.02	5.27	1,924.93	2,238,269.43	2,240,078.92
HART 2023-A A2A DTD 04/12/2023 5.190% 12/15/2025	448979AB0	140,024.65	AAA	NR	04/04/23	04/12/23	140,016.56	5.19	322.99	140,021.51	140,052.93
TAOT 2023-A A2 DTD 01/30/2023 5.050% 01/15/2026	891940AB4	58,816.40	AAA	NR	01/24/23	01/30/23	58,814.02	5.05	132.01	58,815.50	58,822.34
TAOT 2021-C A3 DTD 09/27/2021 0.430% 01/15/2026	89239BAC5	1,272,526.29	AAA	Aaa	09/21/21	09/27/21	1,272,424.87	0.43	243.19	1,272,499.82	1,265,904.06
HAROT 2021-4 A3 DTD 11/24/2021 0.880% 01/21/2026	43815GAC3	1,500,815.53	NR	Aaa	11/16/21	11/24/21	1,500,499.15	0.89	366.87	1,500,728.88	1,486,245.61
JDOT 2021-B A3 DTD 07/21/2021 0.520% 03/16/2026	47789QAC4	2,051,778.36	NR	Aaa	07/13/21	07/21/21	2,051,595.34	0.52	474.19	2,051,727.55	2,036,141.75
JDOT 2023-A A2 DTD 03/02/2023 5.280% 03/16/2026	47800CAB2	2,505,225.04	NR	Aaa	02/22/23	03/02/23	2,505,137.10	5.28	5,878.93	2,505,187.66	2,506,204.58
HAROT 2023-3 A2 DTD 08/22/2023 5.710% 03/18/2026	43815OAB3	2,488,884.35	AAA	NR	08/15/23	08/22/23	2,488,648.65	5.71	5,131.94	2,488,765.48	2,494,225.49
TAOT 2021-D A3 DTD 11/15/2021 0.710% 04/15/2026	89238JAC9	1,447,016.41	AAA	NR	11/09/21	11/15/21	1,446,985.59	0.71	456.61	1,447,006.83	1,433,599.67
HAROT 2023-2 A2 DTD 05/30/2023 5.410% 04/15/2026	437927AB2	1,692,193.68	AAA	Aaa	05/23/23	05/30/23	1,692,092.32	5.41	4,068.79	1,692,145.30	1,694,682.90
TLOT 2023-A A3 DTD 04/18/2023 4.930% 04/20/2026	89239MAC1	11,742,311.47	AAA	Aaa	04/11/23	04/18/23	11,740,263.61	5.07	17,688.49	11,741,367.02	11,748,992.84
BMWOT 2023-A A2A DTD 07/18/2023 5.720% 04/27/2026	05592XAB6	668,775.59	AAA	NR	07/11/23	07/18/23	668,745.36	5.72	637.57	668,760.28	669,854.32

**Managed Account Detail of Securities Held**

For the Month Ending **November 30, 2024**

**SAN BERNARDINO COUNTY - 76990800**

<b>Security Type/Description</b> <b>Dated Date/Coupon/Maturity</b>	<b>CUSIP</b>	<b>Par</b>	<b>S&amp;P Rating</b>	<b>Moody's Rating</b>	<b>Trade Date</b>	<b>Settle Date</b>	<b>Original Cost</b>	<b>YTM at Cost</b>	<b>Accrued Interest</b>	<b>Amortized Cost</b>	<b>Market Value</b>
<b>Asset-Backed Security</b>											
HART 2021-C A3 DTD 11/17/2021 0.740% 05/15/2026	44935FAD6	808,078.34	AAA	NR	11/09/21	11/17/21	807,897.98	0.75	265.77	808,019.93	803,220.17
TAOT 2023-B A2A DTD 05/23/2023 5.280% 05/15/2026	891941AB2	1,489,203.12	NR	Aaa	05/16/23	05/23/23	1,489,168.72	5.28	3,494.66	1,489,186.30	1,490,224.71
HART 2023-B A2A DTD 07/19/2023 5.770% 05/15/2026	44933XAB3	1,573,898.58	AAA	NR	07/11/23	07/19/23	1,573,867.58	5.77	4,036.18	1,573,882.59	1,577,158.13
TAOT 2022-A A3 DTD 01/31/2022 1.230% 06/15/2026	89239KAC5	1,159,051.04	NR	Aaa	01/25/22	01/31/22	1,158,854.00	1.23	633.61	1,158,981.68	1,148,230.14
JDOT 2023-B A2 DTD 06/28/2023 5.590% 06/15/2026	477920AB8	1,611,400.13	NR	Aaa	06/21/23	06/28/23	1,611,304.90	5.59	4,003.43	1,611,350.69	1,613,586.80
MBART 2021-1 A3 DTD 09/22/2021 0.460% 06/15/2026	58772WAC7	2,968,509.02	AAA	Aaa	09/15/21	09/22/21	2,968,120.74	0.46	606.90	2,968,382.71	2,943,659.63
HAROT 2023-4 A2 DTD 11/08/2023 5.870% 06/22/2026	438123AB7	3,479,368.08	NR	Aaa	11/01/23	11/08/23	3,479,099.12	5.87	5,673.30	3,479,207.84	3,492,958.49
TLOT 2024-A A2A DTD 02/27/2024 5.330% 07/20/2026	89238GAB7	1,718,246.28	AAA	NR	02/21/24	02/27/24	1,718,100.40	5.38	2,798.35	1,716,906.34	1,720,993.76
BMWLT 2024-1 A2A DTD 02/14/2024 5.100% 07/27/2026	05611UAB9	4,580,402.04	AAA	Aaa	02/06/24	02/14/24	4,580,308.14	5.10	3,893.34	4,580,343.99	4,589,059.00
TAOT 2023-C A2A DTD 08/15/2023 5.600% 08/17/2026	89231FAB6	1,153,286.67	AAA	NR	08/08/23	08/15/23	1,153,216.20	5.60	2,870.40	1,153,246.55	1,155,984.20
JDOT 2023-C A2 DTD 09/19/2023 5.760% 08/17/2026	47787CAB9	3,772,489.46	NR	Aaa	09/12/23	09/19/23	3,772,236.70	5.76	9,657.57	3,772,336.13	3,782,656.32
BMWOT 2022-A A3 DTD 05/18/2022 3.210% 08/25/2026	05602RAD3	5,217,330.93	AAA	Aaa	05/10/22	05/18/22	5,217,059.63	3.21	2,791.27	5,217,220.78	5,188,306.92
FORDO 2023-C A2A DTD 11/21/2023 5.680% 09/15/2026	344940AB7	2,319,200.27	AAA	Aaa	11/16/23	11/21/23	2,318,989.93	5.68	5,854.69	2,319,066.45	2,326,403.71
JDOT 2022-A A3 DTD 03/16/2022 2.320% 09/15/2026	47787JAC2	2,661,444.93	NR	Aaa	03/10/22	03/16/22	2,660,856.23	2.33	2,744.25	2,661,210.76	2,635,777.96

**Managed Account Detail of Securities Held**

For the Month Ending **November 30, 2024**

**SAN BERNARDINO COUNTY - 76990800**

<b>Security Type/Description</b>	<b>CUSIP</b>	<b>Par</b>	<b>S&amp;P Rating</b>	<b>Moody's Rating</b>	<b>Trade Date</b>	<b>Settle Date</b>	<b>Original Cost</b>	<b>YTM at Cost</b>	<b>Accrued Interest</b>	<b>Amortized Cost</b>	<b>Market Value</b>
<b>Asset-Backed Security</b>											
TAOT 2022-B A3 DTD 04/13/2022 2.930% 09/15/2026	89238FAD5	5,391,733.96	AAA	Aaa	04/07/22	04/13/22	5,391,607.79	2.93	7,021.24	5,391,682.92	5,352,611.54
HAROT 2024-1 A2 DTD 02/21/2024 5.360% 09/15/2026	437918AB1	20,000,945.96	AAA	Aaa	02/13/24	02/21/24	19,999,099.87	5.36	47,646.70	19,999,652.30	20,054,128.48
GMCAR 2023-3 A2A DTD 07/19/2023 5.740% 09/16/2026	36267KAB3	705,073.85	AAA	Aaa	07/11/23	07/19/23	705,061.09	5.74	1,686.30	705,066.61	706,604.57
BMWLT 2023-2 A3 DTD 10/11/2023 5.990% 09/25/2026	055979AC2	3,000,000.00	AAA	NR	10/03/23	10/11/23	2,999,939.10	5.99	2,995.00	2,999,963.94	3,021,378.00
MBART 2023-2 A2 DTD 10/25/2023 5.920% 11/16/2026	58769FAB1	2,128,270.56	AAA	NR	10/19/23	10/25/23	2,128,175.21	5.92	5,599.72	2,128,207.74	2,136,106.85
GMCAR 2023-4 A2A DTD 10/11/2023 5.890% 11/16/2026	379930AB6	2,790,863.70	AAA	Aaa	10/03/23	10/11/23	2,790,597.73	5.89	6,849.24	2,790,693.76	2,800,841.04
TAOT 2023-D A2A DTD 11/14/2023 5.800% 11/16/2026	89239FAB8	4,075,632.12	AAA	NR	11/07/23	11/14/23	4,075,570.58	5.80	10,506.07	4,075,594.48	4,090,589.69
HART 2022-B A3 DTD 07/20/2022 3.720% 11/16/2026	44918MAD2	6,126,870.45	AAA	NR	07/12/22	07/20/22	6,126,868.00	3.72	10,129.76	6,126,869.34	6,101,211.12
HAROT 2024-2 A2 DTD 05/21/2024 5.480% 11/18/2026	437930AB6	11,500,000.00	AAA	NR	05/14/24	05/21/24	11,499,784.95	5.48	22,757.22	11,499,829.08	11,547,978.00
MBALT 2024-B A2A DTD 09/25/2024 4.570% 12/15/2026	58769GAB9	2,500,000.00	AAA	NR	09/17/24	09/25/24	2,499,919.00	4.57	5,077.78	2,499,927.13	2,499,895.00
TAOT 2024-A A2A DTD 01/30/2024 5.130% 12/15/2026	89238DAB4	14,603,286.79	AAA	Aaa	01/23/24	01/30/24	14,602,663.23	5.13	33,295.49	14,602,835.39	14,622,592.34
HART 2023-C A2A DTD 11/13/2023 5.800% 01/15/2027	44918CAB8	3,610,507.16	AAA	NR	11/03/23	11/13/23	3,610,338.19	5.80	9,307.09	3,610,392.07	3,625,674.90
FORDO 2024-A A2A DTD 03/19/2024 5.320% 01/15/2027	34535EAB8	9,929,415.76	NR	Aaa	03/14/24	03/19/24	9,929,067.24	5.32	23,477.55	9,929,157.26	9,958,479.16
MBALT 2023-A A3 DTD 05/24/2023 4.740% 01/15/2027	58768RAC4	20,000,000.00	AAA	Aaa	05/11/23	05/24/23	19,999,304.00	4.78	42,133.33	19,999,594.38	20,007,280.00

**Managed Account Detail of Securities Held**

For the Month Ending **November 30, 2024**

**SAN BERNARDINO COUNTY - 76990800**

<b>Security Type/Description</b> <b>Dated Date/Coupon/Maturity</b>	<b>CUSIP</b>	<b>Par</b>	<b>S&amp;P Rating</b>	<b>Moody's Rating</b>	<b>Trade Date</b>	<b>Settle Date</b>	<b>Original Cost</b>	<b>YTM at Cost</b>	<b>Accrued Interest</b>	<b>Amortized Cost</b>	<b>Market Value</b>
<b>Asset-Backed Security</b>											
BMWLT 2024-2 A2A DTD 10/07/2024 4.290% 01/25/2027	05613MAB5	8,000,000.00	NR	Aaa	10/01/24	10/07/24	7,999,305.60	4.29	5,720.00	7,999,360.33	7,979,200.00
JDOT 2024-A A2A DTD 03/19/2024 5.190% 02/16/2027	47800RAB9	3,294,204.83	NR	Aaa	03/11/24	03/19/24	3,294,011.46	5.15	7,598.63	3,294,062.47	3,302,888.35
GMCAR 2024-1 A2A DTD 01/17/2024 5.120% 02/16/2027	36268GAB1	5,569,599.83	NR	Aaa	01/09/24	01/17/24	5,569,485.09	5.12	11,881.81	5,569,518.58	5,580,081.81
JDOT 2022-B A3 DTD 07/20/2022 3.740% 02/16/2027	47800AAC4	5,579,724.26	NR	Aaa	07/12/22	07/20/22	5,579,191.39	3.74	9,274.74	5,579,466.89	5,545,487.07
MBALT 2024-A A2A DTD 05/23/2024 5.440% 02/16/2027	58770JAB0	7,000,000.00	NR	Aaa	05/17/24	05/23/24	6,999,312.60	5.44	16,924.44	6,999,447.71	7,031,906.00
TLOT 2024-B A2A DTD 09/17/2024 4.310% 02/22/2027	891943AB8	4,000,000.00	NR	Aaa	09/11/24	09/17/24	3,999,485.20	4.32	5,267.78	3,999,534.07	3,988,896.00
HAROT 2024-3 A2 DTD 08/21/2024 4.890% 02/22/2027	43813YAB8	7,250,000.00	NR	Aaa	08/12/24	08/21/24	7,249,432.33	4.89	9,847.92	7,249,496.60	7,266,102.25
BMWOT 2024-A A2A DTD 06/11/2024 5.420% 02/25/2027	096919AB1	12,000,000.00	AAA	Aaa	06/06/24	06/11/24	11,999,756.40	5.42	10,840.00	11,999,798.50	12,045,672.00
HAROT 2024-4 A2 DTD 10/24/2024 4.560% 03/15/2027	43816DAB1	7,000,000.00	AAA	Aaa	10/16/24	10/24/24	6,999,522.60	4.56	14,186.67	6,999,544.41	6,996,549.00
TAOT 2024-B A2A DTD 04/30/2024 5.410% 03/15/2027	89237NAB3	11,269,945.06	AAA	Aaa	04/23/24	04/30/24	11,269,134.75	5.41	27,097.96	11,269,291.38	11,309,806.86
GMCAR 2024-2 A2A DTD 04/10/2024 5.330% 03/16/2027	379931AB4	5,269,942.74	AAA	Aaa	04/04/24	04/10/24	5,269,594.40	5.33	11,703.66	5,269,670.47	5,286,506.17
BMWLT 2024-1 A3 DTD 02/14/2024 4.980% 03/25/2027	05611UAD5	16,000,000.00	AAA	Aaa	02/06/24	02/14/24	15,999,603.20	5.07	13,280.00	15,967,820.46	16,088,416.00
HART 2024-A A2A DTD 03/20/2024 5.290% 04/15/2027	448973AB3	4,889,380.97	AAA	NR	03/11/24	03/20/24	4,889,322.30	5.29	11,495.48	4,889,337.45	4,903,887.76
FORDO 2024-B A2A DTD 06/24/2024 5.400% 04/15/2027	34531QAB5	7,500,000.00	AAA	Aaa	06/18/24	06/24/24	7,499,439.00	5.40	18,000.00	7,499,533.43	7,534,342.50

**Managed Account Detail of Securities Held**

For the Month Ending **November 30, 2024**

**SAN BERNARDINO COUNTY - 76990800**

<b>Security Type/Description</b> <b>Dated Date/Coupon/Maturity</b>	<b>CUSIP</b>	<b>Par</b>	<b>S&amp;P Rating</b>	<b>Moody's Rating</b>	<b>Trade Date</b>	<b>Settle Date</b>	<b>Original Cost</b>	<b>YTM at Cost</b>	<b>Accrued Interest</b>	<b>Amortized Cost</b>	<b>Market Value</b>
<b>Asset-Backed Security</b>											
HART 2023-A A3 DTD 04/12/2023 4.580% 04/15/2027	448979AD6	14,000,000.00	AAA	NR	04/04/23	04/12/23	13,998,633.60	4.58	28,497.78	13,999,191.33	13,992,818.00
TLOT 2024-A A3 DTD 02/27/2024 5.250% 04/20/2027	89238GAD3	3,500,000.00	AAA	NR	02/21/24	02/27/24	3,499,852.30	5.29	5,614.58	3,497,126.46	3,527,184.50
HAROT 2023-1 A3 DTD 02/24/2023 5.040% 04/21/2027	43815JAC7	6,500,000.00	NR	Aaa	02/16/23	02/24/23	6,498,792.30	5.04	9,100.00	6,499,306.20	6,517,108.00
AMXCA 2022-2 A DTD 05/24/2022 3.390% 05/15/2027	02582JJT8	20,000,000.00	AAA	NR	05/17/22	05/24/22	19,995,576.00	3.39	30,133.33	19,997,816.40	19,887,980.00
TAOT 2024-C A2A DTD 07/30/2024 5.160% 05/17/2027	89237OAB6	5,750,000.00	AAA	NR	07/23/24	07/30/24	5,749,945.38	5.16	13,186.67	5,749,960.21	5,771,752.25
JDOT 2024-B A2A DTD 06/18/2024 5.420% 05/17/2027	47786WAB6	21,000,000.00	NR	Aaa	06/11/24	06/18/24	20,998,782.00	5.42	50,586.67	20,998,986.10	21,128,268.00
MBART 2024-1 A2A DTD 01/24/2024 5.060% 05/17/2027	587918AB9	32,733,461.32	AAA	Aaa	01/17/24	01/24/24	32,729,827.91	5.06	73,613.92	32,730,739.99	32,777,520.56
HART 2024-B A2A DTD 07/24/2024 5.150% 06/15/2027	44934OAB7	4,000,000.00	AAA	NR	07/16/24	07/24/24	3,999,838.40	5.15	9,155.56	3,999,857.50	4,013,108.00
JDOT 2022-C A3 DTD 10/19/2022 5.090% 06/15/2027	47800BAC2	23,200,037.95	NR	Aaa	10/12/22	10/19/22	23,198,237.63	5.09	52,483.64	23,199,056.14	23,252,562.83
HART 2022-C A3 DTD 11/09/2022 5.390% 06/15/2027	44933DAD3	40,854,945.10	AAA	NR	11/01/22	11/09/22	40,854,748.99	5.39	97,870.29	40,854,836.83	41,046,146.24
GMCAR 2024-3 A2A DTD 07/10/2024 5.350% 06/16/2027	38013KAB6	8,000,000.00	AAA	Aaa	07/02/24	07/10/24	7,999,980.00	5.35	17,833.33	8,000,000.00	8,037,208.00
FORDO 2024-C A2A DTD 09/20/2024 4.320% 08/15/2027	34532UAB5	3,500,000.00	AAA	NR	09/17/24	09/20/24	3,499,859.65	4.32	6,720.00	3,499,875.10	3,492,751.50
TAOT 2024-D A2A DTD 10/17/2024 4.550% 08/16/2027	89239TAB8	3,100,000.00	AAA	Aaa	10/11/24	10/17/24	3,099,798.19	4.55	6,268.89	3,099,810.77	3,099,959.70
JDOT 2024-C A2A DTD 09/17/2024 4.360% 08/16/2027	477911AB7	3,250,000.00	NR	Aaa	09/11/24	09/17/24	3,249,664.93	4.36	6,297.78	3,249,693.36	3,244,796.75

**Managed Account Detail of Securities Held**

For the Month Ending **November 30, 2024**

**SAN BERNARDINO COUNTY - 76990800**

<b>Security Type/Description</b> <b>Dated Date/Coupon/Maturity</b>	<b>CUSIP</b>	<b>Par</b>	<b>S&amp;P Rating</b>	<b>Moody's Rating</b>	<b>Trade Date</b>	<b>Settle Date</b>	<b>Original Cost</b>	<b>YTM at Cost</b>	<b>Accrued Interest</b>	<b>Amortized Cost</b>	<b>Market Value</b>
<b>Asset-Backed Security</b>											
MBART 2022-1 A3 DTD 11/22/2022 5.210% 08/16/2027	58768PAC8	15,322,593.41	AAA	Aaa	11/15/22	11/22/22	15,319,562.60	5.21	35,480.32	15,320,859.23	15,377,111.19
HART 2024-C A2A DTD 10/16/2024 4.530% 09/15/2027	448976AB6	3,500,000.00	AAA	NR	10/09/24	10/16/24	3,499,787.55	4.53	7,046.67	3,499,798.63	3,499,062.00
TAOT 2023-A A3 DTD 01/30/2023 4.630% 09/15/2027	891940AC2	13,000,000.00	AAA	NR	01/24/23	01/30/23	12,999,993.50	4.63	26,751.11	12,999,996.07	12,998,778.00
TAOT 2022-D A3 DTD 11/08/2022 5.300% 09/15/2027	89239HAD0	69,901,660.37	NR	Aaa	11/01/22	11/08/22	69,894,761.08	5.30	164,657.24	69,897,695.34	70,261,164.61
FORDO 2024-D A2A DTD 11/22/2024 4.590% 10/15/2027	34535VAB0	5,000,000.00	NR	Aaa	11/19/24	11/22/24	4,999,756.00	4.59	5,737.50	4,999,758.25	5,001,960.00
AMXCA 2022-4 A DTD 11/03/2022 4.950% 10/15/2027	02582JJX9	33,000,000.00	AAA	NR	10/27/22	11/03/22	32,998,363.20	4.95	72,600.00	32,999,050.23	33,104,280.00
GMCAR 2024-4 A2A DTD 10/16/2024 4.530% 10/18/2027	38014AAB7	2,500,000.00	AAA	Aaa	10/09/24	10/16/24	2,499,895.75	4.53	4,718.75	2,499,905.65	2,499,585.00
HAROT 2023-2 A3 DTD 05/30/2023 4.930% 11/15/2027	437927AC0	4,000,000.00	AAA	Aaa	05/23/23	05/30/23	3,999,352.00	4.93	8,764.44	3,999,570.42	4,016,272.00
MBART 2023-1 A3 DTD 01/25/2023 4.510% 11/15/2027	58770AAC7	5,767,983.41	AAA	NR	01/18/23	01/25/23	5,767,291.25	4.51	11,561.60	5,767,557.71	5,761,638.63
JDOT 2023-A A3 DTD 03/02/2023 5.010% 11/15/2027	47800CAC0	22,000,000.00	NR	Aaa	02/22/23	03/02/23	21,995,991.60	5.01	48,986.67	21,997,480.82	22,086,504.00
CCCIT 2023-A1 A1 DTD 12/11/2023 5.230% 12/08/2027	17305EGW9	9,000,000.00	AAA	Aaa	12/04/23	12/11/23	8,998,871.40	5.23	226,197.50	8,999,130.69	9,061,434.00
MBALT 2024-A A3 DTD 05/23/2024 5.320% 01/18/2028	58770JAD6	4,000,000.00	NR	Aaa	05/17/24	05/23/24	3,999,532.00	5.32	9,457.78	3,999,597.12	4,051,492.00
TAOT 2023-B A3 DTD 05/23/2023 4.710% 02/15/2028	891941AD8	12,500,000.00	NR	Aaa	05/16/23	05/23/23	12,499,301.25	4.71	26,166.67	12,499,526.23	12,523,237.50
HAROT 2023-3 A3 DTD 08/22/2023 5.410% 02/18/2028	43815QAC1	6,500,000.00	AAA	NR	08/15/23	08/22/23	6,498,659.70	5.42	12,698.47	6,499,040.39	6,566,319.50

**Managed Account Detail of Securities Held**

For the Month Ending **November 30, 2024**

**SAN BERNARDINO COUNTY - 76990800**

<b>Security Type/Description</b>	<b>CUSIP</b>	<b>Par</b>	<b>S&amp;P Rating</b>	<b>Moody's Rating</b>	<b>Trade Date</b>	<b>Settle Date</b>	<b>Original Cost</b>	<b>YTM at Cost</b>	<b>Accrued Interest</b>	<b>Amortized Cost</b>	<b>Market Value</b>
<b>Asset-Backed Security</b>											
BMWOT 2023-A A3 DTD 07/18/2023 5.470% 02/25/2028	05592XAD2	3,000,000.00	AAA	NR	07/11/23	07/18/23	2,999,468.40	5.47	2,735.00	2,999,626.56	3,026,805.00
JDOT 2023-B A3 DTD 06/28/2023 5.180% 03/15/2028	477920AC6	4,000,000.00	NR	Aaa	06/21/23	06/28/23	3,999,332.80	5.18	9,208.89	3,999,534.49	4,025,928.00
DCENT 2023-A1 A DTD 04/11/2023 4.310% 03/15/2028	254683CY9	45,000,000.00	NR	Aaa	04/04/23	04/11/23	44,997,390.00	4.31	86,200.00	44,998,258.01	44,881,065.00
VZMT 2023-2 A DTD 04/25/2023 4.890% 04/13/2028	92348KBL6	35,000,000.00	AAA	NR	04/18/23	04/25/23	34,999,450.50	4.89	52,295.83	34,999,627.50	35,029,365.00
TAOT 2023-C A3 DTD 08/15/2023 5.160% 04/17/2028	89231FAD2	2,000,000.00	AAA	NR	08/09/23	08/15/23	1,999,547.60	5.17	4,586.67	1,999,672.94	2,014,964.00
HART 2023-B A3 DTD 07/19/2023 5.480% 04/17/2028	44933XAD9	5,000,000.00	AAA	NR	07/11/23	07/19/23	4,999,783.00	5.48	12,177.78	4,999,845.51	5,051,810.00
JDOT 2023-C A3 DTD 09/19/2023 5.480% 05/15/2028	47787CAC7	6,750,000.00	NR	Aaa	09/12/23	09/19/23	6,749,536.28	5.48	16,440.00	6,749,660.72	6,833,045.25
AMXCA 2023-1 A DTD 06/14/2023 4.870% 05/15/2028	02582JJZ4	14,000,000.00	AAA	NR	06/07/23	06/14/23	13,998,758.20	4.87	30,302.22	13,999,127.72	14,073,248.00
COMET 2023-A1 A DTD 05/24/2023 4.420% 05/15/2028	14041NGD7	50,000,000.00	AAA	NR	05/17/23	05/24/23	49,988,535.00	4.45	98,222.22	49,992,036.55	49,964,750.00
DCENT 2023-A2 A DTD 06/28/2023 4.930% 06/15/2028	254683CZ6	25,000,000.00	AAA	Aaa	06/21/23	06/28/23	24,996,622.50	4.93	54,777.78	24,997,592.08	25,174,800.00
GMCAR 2023-3 A3 DTD 07/19/2023 5.450% 06/16/2028	36267KAD9	5,000,000.00	AAA	Aaa	07/11/23	07/19/23	4,999,807.00	5.45	11,354.17	4,999,860.74	5,049,310.00
HAROT 2023-4 A3 DTD 11/08/2023 5.670% 06/21/2028	438123AC5	2,250,000.00	NR	Aaa	11/01/23	11/08/23	2,249,603.78	5.67	3,543.75	2,249,689.15	2,287,793.25
TAOT 2023-D A3 DTD 11/14/2023 5.540% 08/15/2028	89239FAD4	3,250,000.00	AAA	NR	11/07/23	11/14/23	3,249,649.65	5.54	8,002.22	3,249,728.39	3,300,973.00
HAROT 2024-1 A3 DTD 02/21/2024 5.210% 08/15/2028	437918AC9	16,500,000.00	AAA	Aaa	02/13/24	02/21/24	16,499,282.25	5.21	38,206.67	16,499,445.09	16,673,299.50



**Managed Account Detail of Securities Held**

For the Month Ending **November 30, 2024**

**SAN BERNARDINO COUNTY - 76990800**

<b>Security Type/Description</b>	<b>CUSIP</b>	<b>Par</b>	<b>S&amp;P Rating</b>	<b>Moody's Rating</b>	<b>Trade Date</b>	<b>Settle Date</b>	<b>Original Cost</b>	<b>YTM at Cost</b>	<b>Accrued Interest</b>	<b>Amortized Cost</b>	<b>Market Value</b>
<b>Asset-Backed Security</b>											
HART 2023-C A3 DTD 11/13/2023 5.540% 10/16/2028	44918CAD4	2,750,000.00	AAA	NR	11/03/23	11/13/23	2,749,638.38	5.54	6,771.11	2,749,712.91	2,792,847.75
TAOT 2024-A A3 DTD 01/30/2024 4.830% 10/16/2028	89238DAD0	12,000,000.00	AAA	Aaa	01/23/24	01/30/24	11,997,598.80	4.83	25,760.00	11,998,010.68	12,057,672.00
JDOT 2024-A A3 DTD 03/19/2024 4.960% 11/15/2028	47800RAD5	2,700,000.00	NR	Aaa	03/11/24	03/19/24	2,699,848.80	4.97	5,952.00	2,698,587.21	2,724,556.50
HAROT 2024-2 A3 DTD 05/21/2024 5.270% 11/20/2028	437930AC4	12,000,000.00	AAA	NR	05/14/24	05/21/24	11,998,542.00	5.27	22,836.67	11,998,713.19	12,160,248.00
GMCAR 2024-1 A3 DTD 01/17/2024 4.850% 12/18/2028	36268GAD7	3,000,000.00	NR	Aaa	01/09/24	01/17/24	2,999,396.70	4.85	6,062.50	2,999,493.86	3,017,685.00
VZMT 2024-1 A1A DTD 01/18/2024 5.000% 12/20/2028	92348KCL5	17,000,000.00	AAA	Aaa	01/09/24	01/18/24	16,999,493.40	5.00	25,972.22	16,999,626.51	17,076,177.00
TAOT 2024-B A3 DTD 04/30/2024 5.330% 01/16/2029	89237NAD9	17,500,000.00	AAA	Aaa	04/23/24	04/30/24	17,497,504.50	5.33	41,455.56	17,497,801.23	17,755,535.00
CHAIT 2024-A1 A DTD 01/31/2024 4.600% 01/16/2029	161571HV9	65,000,000.00	AAA	NR	01/24/24	01/31/24	64,990,100.50	4.60	132,888.89	64,991,711.46	65,269,100.00
HART 2024-A A3 DTD 03/20/2024 4.990% 02/15/2029	448973AD9	4,000,000.00	AAA	NR	03/11/24	03/20/24	3,999,118.00	5.00	8,871.11	3,999,242.78	4,031,784.00
BMWOT 2024-A A3 DTD 06/11/2024 5.180% 02/26/2029	096919AD7	11,000,000.00	AAA	Aaa	06/06/24	06/11/24	10,998,329.10	5.18	9,496.67	10,998,496.81	11,143,077.00
HART 2024-B A3 DTD 07/24/2024 4.840% 03/15/2029	44934OAD3	3,800,000.00	AAA	NR	07/16/24	07/24/24	3,799,426.58	4.84	8,174.22	3,799,471.17	3,828,629.20
TAOT 2024-C A3 DTD 07/30/2024 4.880% 03/15/2029	89237OAD2	6,500,000.00	AAA	NR	07/23/24	07/30/24	6,499,996.10	4.88	14,097.78	6,500,000.00	6,561,737.00
JDOT 2024-B A3 DTD 06/18/2024 5.200% 03/15/2029	47786WAD2	12,500,000.00	NR	Aaa	06/11/24	06/18/24	12,497,556.25	5.20	28,888.89	12,497,794.03	12,691,562.50
FORDO 2024-B A3 DTD 06/24/2024 5.100% 04/15/2029	34531QAD1	7,250,000.00	AAA	Aaa	06/18/24	06/24/24	7,249,933.30	5.10	16,433.33	7,249,943.28	7,347,476.25

**Managed Account Detail of Securities Held**

For the Month Ending **November 30, 2024**

**SAN BERNARDINO COUNTY - 76990800**

<b>Security Type/Description</b>	<b>Dated Date/Coupon/Maturity</b>	<b>CUSIP</b>	<b>Par</b>	<b>S&amp;P Rating</b>	<b>Moody's Rating</b>	<b>Trade Date</b>	<b>Settle Date</b>	<b>Original Cost</b>	<b>YTM at Cost</b>	<b>Accrued Interest</b>	<b>Amortized Cost</b>	<b>Market Value</b>
<b>Asset-Backed Security</b>												
GMCAR 2024-3 A3		38013KAD2	8,000,000.00	AAA	Aaa	07/02/24	07/10/24	7,998,768.80	5.13	17,100.00	7,998,873.62	8,096,904.00
DTD 07/10/2024 5.130% 04/16/2029												
<b>Security Type Sub-Total</b>			<b>1,071,250,461.02</b>					<b>1,071,149,598.84</b>	<b>4.91</b>	<b>2,356,836.70</b>	<b>1,071,142,027.97</b>	<b>1,074,984,394.03</b>
<b>Managed Account Sub-Total</b>			<b>14,789,183,750.67</b>					<b>14,391,536,365.55</b>	<b>4.18</b>	<b>52,349,202.88</b>	<b>14,540,172,497.25</b>	<b>14,546,790,004.95</b>
<b>Securities Sub-Total</b>			<b>\$14,789,183,750.67</b>					<b>\$14,391,536,365.55</b>	<b>4.18%</b>	<b>\$52,349,202.88</b>	<b>\$14,540,172,497.25</b>	<b>\$14,546,790,004.95</b>
<b>Accrued Interest</b>											<b>\$52,349,202.88</b>	
<b>Total Investments</b>											<b>\$14,599,139,207.83</b>	

**Managed Account Fair Market Value & Analytics**

For the Month Ending **November 30, 2024**

**SAN BERNARDINO COUNTY - 76990800**

<b>Security Type/Description</b>	<b>Dated Date/Coupon/Maturity</b>	<b>CUSIP</b>	<b>Par</b>	<b>Broker</b>	<b>Next Call Date</b>	<b>Market Price</b>	<b>Market Value</b>	<b>Unreal G/L On Cost</b>	<b>Unreal G/L Amort Cost</b>	<b>Effective Duration</b>	<b>YTM at Mkt</b>
<b>U.S. Treasury Bond / Note</b>											
US TREASURY N/B		912828Z52	50,000,000.00	BOFAML		99.50	49,750,000.00	(1,095,703.13)	(293,314.77)	0.17	5.32
DTD 01/31/2020 1.375% 01/31/2025											
US TREASURY N/B		912828J27	50,000,000.00	MIZU		99.46	49,730,100.00	(846,071.88)	(293,142.60)	0.21	5.33
DTD 02/17/2015 2.000% 02/15/2025											
US TREASURY N/B		91282CDZ1	50,000,000.00	Barclays		99.39	49,694,350.00	(73,228.13)	(289,294.39)	0.21	4.50
DTD 02/15/2022 1.500% 02/15/2025											
US TREASURY N/B		91282CED9	100,000,000.00	Barclays		99.23	99,232,800.00	3,342,175.00	(140,550.43)	0.28	5.09
DTD 03/15/2022 1.750% 03/15/2025											
US TREASURY N/B		912828XB1	50,000,000.00	BMO		98.97	49,485,850.00	(1,623,525.00)	(606,458.06)	0.45	5.02
DTD 05/15/2015 2.125% 05/15/2025											
US TREASURY N/B		91282CEO0	50,000,000.00	BOFAML		99.25	49,626,000.00	(26,343.75)	(320,389.46)	0.45	4.68
DTD 05/16/2022 2.750% 05/15/2025											
US TREASURY N/B		912828ZT0	50,000,000.00	Citigrou		97.97	48,984,750.00	316,781.25	(827,479.24)	0.49	4.93
DTD 06/01/2020 0.250% 05/31/2025											
US TREASURY N/B		91282CEU1	25,000,000.00	MorganSt		99.21	24,803,525.00	449,032.81	(36,120.72)	0.52	4.53
DTD 06/15/2022 2.875% 06/15/2025											
US TREASURY N/B		91282CEU1	25,000,000.00	MUFG		99.21	24,803,525.00	450,009.37	(35,674.32)	0.52	4.53
DTD 06/15/2022 2.875% 06/15/2025											
US TREASURY N/B		912828ZW3	50,000,000.00	TorontoD		97.66	48,829,100.00	223,631.25	(946,968.42)	0.57	5.10
DTD 06/30/2020 0.250% 06/30/2025											
US TREASURY N/B		912828ZW3	50,000,000.00	BOFAML		97.66	48,829,100.00	663,084.37	(861,817.97)	0.57	5.10
DTD 06/30/2020 0.250% 06/30/2025											
US TREASURY N/B		912828ZW3	50,000,000.00	RBC Capi		97.66	48,829,100.00	2,834,959.37	(413,519.78)	0.57	5.10
DTD 06/30/2020 0.250% 06/30/2025											
US TREASURY N/B		912828ZW3	75,000,000.00	MorganSt		97.66	73,243,650.00	1,185,056.25	(1,259,840.63)	0.57	5.10
DTD 06/30/2020 0.250% 06/30/2025											
US TREASURY N/B		912828ZW3	75,000,000.00	MIZU		97.66	73,243,650.00	1,267,087.50	(1,243,944.12)	0.57	5.10
DTD 06/30/2020 0.250% 06/30/2025											
US TREASURY N/B		91282CEY3	50,000,000.00	BNPPSA		99.18	49,588,400.00	582,540.62	(139,595.42)	0.61	4.87
DTD 07/15/2022 3.000% 07/15/2025											
US TREASURY N/B		91282CAB7	50,000,000.00	PiperJaf		97.30	48,650,400.00	179,696.87	(1,074,440.27)	0.66	4.77
DTD 07/31/2020 0.250% 07/31/2025											
US TREASURY N/B		91282CAB7	50,000,000.00	Barclays		97.30	48,650,400.00	167,978.12	(1,076,548.77)	0.66	4.77
DTD 07/31/2020 0.250% 07/31/2025											

**Managed Account Fair Market Value & Analytics**

For the Month Ending **November 30, 2024**

**SAN BERNARDINO COUNTY - 76990800**

<b>Security Type/Description</b>	<b>Dated Date/Coupon/Maturity</b>	<b>CUSIP</b>	<b>Par</b>	<b>Broker</b>	<b>Next Call Date</b>	<b>Market Price</b>	<b>Market Value</b>	<b>Unreal G/L On Cost</b>	<b>Unreal G/L Amort Cost</b>	<b>Effective Duration</b>	<b>YTM at Mkt</b>
<b>U.S. Treasury Bond / Note</b>											
US TREASURY N/B	DTD 08/31/2020 0.250% 08/31/2025	91282CAJ0	50,000,000.00	DAIW		96.95	48,476,550.00	617,175.00	(1,080,729.83)	0.74	4.41
US TREASURY N/B	DTD 08/31/2020 0.250% 08/31/2025	91282CAJ0	50,000,000.00	Citigrou		96.95	48,476,550.00	2,996,081.25	(459,801.70)	0.74	4.41
US TREASURY N/B	DTD 08/31/2020 0.250% 08/31/2025	91282CAJ0	75,000,000.00	Citigrou		96.95	72,714,825.00	1,945,293.75	(1,375,074.16)	0.74	4.41
US TREASURY N/B	DTD 09/30/2020 0.250% 09/30/2025	91282CAM3	50,000,000.00	WellsFar		96.65	48,325,800.00	1,374,628.12	(960,844.85)	0.82	4.35
US TREASURY N/B	DTD 11/02/2020 0.250% 10/31/2025	91282CAT8	50,000,000.00	MorganSt		96.33	48,164,450.00	2,375,387.50	(756,981.65)	0.90	4.44
US TREASURY N/B	DTD 11/02/2020 0.250% 10/31/2025	91282CAT8	50,000,000.00	BankofAm		96.33	48,164,450.00	4,076,559.37	(86,529.16)	0.90	4.44
US TREASURY N/B	DTD 02/01/2021 0.375% 01/31/2026	91282CBH3	50,000,000.00	RBC Capi		95.53	47,765,650.00	3,632,837.50	(173,820.84)	1.15	4.37
US TREASURY N/B	DTD 02/01/2021 0.375% 01/31/2026	91282CBH3	50,000,000.00	BNPPSA		95.53	47,765,650.00	3,808,618.75	(101,537.50)	1.15	4.37
US TREASURY N/B	DTD 02/01/2021 0.375% 01/31/2026	91282CBH3	50,000,000.00	JPMorgan		95.53	47,765,650.00	3,199,243.75	(173,164.84)	1.15	4.37
US TREASURY N/B	DTD 03/01/2021 0.500% 02/28/2026	91282CBO3	50,000,000.00	BNPPSA		95.43	47,714,850.00	3,941,412.50	28,155.54	1.22	4.31
US TREASURY N/B	DTD 06/01/2021 0.750% 05/31/2026	91282CCF6	50,000,000.00	StifelNi		94.94	47,470,700.00	3,246,090.62	(174,286.35)	1.46	4.27
US TREASURY N/B	DTD 05/31/2019 2.125% 05/31/2026	9128286X3	50,000,000.00	Barclays		96.92	48,460,950.00	2,162,121.87	8,300.57	1.45	4.27
US TREASURY N/B	DTD 06/01/2021 0.750% 05/31/2026	91282CCF6	100,000,000.00	BNPPSA		94.94	94,941,400.00	2,828,118.75	440,951.01	1.46	4.27
US TREASURY N/B	DTD 06/30/2021 0.875% 06/30/2026	91282CCJ8	50,000,000.00	BOFAML		94.88	47,441,400.00	2,468,743.75	(210,059.85)	1.54	4.25
US TREASURY N/B	DTD 06/30/2021 0.875% 06/30/2026	91282CCJ8	50,000,000.00	DAIW		94.88	47,441,400.00	2,585,931.25	(151,410.72)	1.54	4.25
US TREASURY N/B	DTD 07/01/2019 1.875% 06/30/2026	9128287B0	50,000,000.00	BMO		96.43	48,214,850.00	1,375,006.25	170,005.75	1.53	4.26
US TREASURY N/B	DTD 07/01/2019 1.875% 06/30/2026	9128287B0	50,000,000.00	BNPPSA		96.43	48,214,850.00	1,371,100.00	167,588.99	1.53	4.26

**Managed Account Fair Market Value & Analytics**

For the Month Ending **November 30, 2024**

**SAN BERNARDINO COUNTY - 76990800**

<b>Security Type/Description</b>	<b>CUSIP</b>	<b>Par</b>	<b>Broker</b>	<b>Next Call Date</b>	<b>Market Price</b>	<b>Market Value</b>	<b>Unreal G/L On Cost</b>	<b>Unreal G/L Amort Cost</b>	<b>Effective Duration</b>	<b>YTM at Mkt</b>
<b>U.S. Treasury Bond / Note</b>										
US TREASURY N/B DTD 06/30/2021 0.875% 06/30/2026	91282CCJ8	100,000,000.00	WellsFar		94.88	94,882,800.00	2,800,768.75	(181,323.37)	1.54	4.25
US TREASURY N/B DTD 08/02/2021 0.625% 07/31/2026	91282CCP4	50,000,000.00	BOFAML		94.25	47,123,050.00	1,689,456.25	418,898.51	1.62	4.24
US TREASURY N/B DTD 08/02/2021 0.625% 07/31/2026	91282CCP4	100,000,000.00	BOFAML		94.25	94,246,100.00	2,863,287.50	356,652.36	1.62	4.24
US TREASURY N/B DTD 08/31/2021 0.750% 08/31/2026	91282CCW9	50,000,000.00	BOFAML		94.20	47,101,550.00	1,660,143.75	436,851.39	1.71	4.23
US TREASURY N/B DTD 08/31/2021 0.750% 08/31/2026	91282CCW9	100,000,000.00	TD Secur		94.20	94,203,100.00	2,769,506.25	364,731.56	1.71	4.23
US TREASURY N/B DTD 09/30/2021 0.875% 09/30/2026	91282CCZ2	50,000,000.00	JPMorgan		94.17	47,085,950.00	1,611,340.62	437,347.93	1.78	4.22
US TREASURY N/B DTD 05/15/2017 2.375% 05/15/2027	912828X88	50,000,000.00	Citigrou		95.90	47,949,200.00	1,890,606.25	36,512.78	2.35	4.19
US TREASURY N/B DTD 05/15/2017 2.375% 05/15/2027	912828X88	50,000,000.00	Barclays		95.90	47,949,200.00	1,617,168.75	(69,609.88)	2.35	4.19
US TREASURY N/B DTD 06/30/2020 0.500% 06/30/2027	912828ZV5	50,000,000.00	BOFAML		91.18	45,591,800.00	3,468,753.12	(50,638.04)	2.50	4.14
US TREASURY N/B DTD 06/30/2020 0.500% 06/30/2027	912828ZV5	50,000,000.00	MorganSt		91.18	45,591,800.00	1,949,221.87	207,798.44	2.50	4.14
US TREASURY N/B DTD 06/30/2020 0.500% 06/30/2027	912828ZV5	50,000,000.00	WellsFar		91.18	45,591,800.00	1,945,315.62	204,962.19	2.50	4.14
US TREASURY N/B DTD 06/30/2022 3.250% 06/30/2027	91282CEW7	50,000,000.00	MorganSt		97.87	48,935,550.00	240,237.50	(100,026.64)	2.41	4.13
US TREASURY N/B DTD 06/30/2022 3.250% 06/30/2027	91282CEW7	50,000,000.00	JPMorgan		97.87	48,935,550.00	251,956.25	(90,599.15)	2.41	4.13
US TREASURY N/B DTD 06/30/2022 3.250% 06/30/2027	91282CEW7	50,000,000.00	BMO		97.87	48,935,550.00	173,831.25	(146,228.84)	2.41	4.13
US TREASURY N/B DTD 06/30/2022 3.250% 06/30/2027	91282CEW7	100,000,000.00	Citigrou		97.87	97,871,100.00	464,850.00	(211,603.26)	2.41	4.13
US TREASURY N/B DTD 07/31/2020 0.375% 07/31/2027	91282CAD3	50,000,000.00	TD Secur		90.62	45,308,600.00	3,449,225.00	(215,898.02)	2.60	4.18
US TREASURY N/B DTD 08/15/2017 2.250% 08/15/2027	9128282R0	50,000,000.00	Jefferie		95.26	47,628,900.00	2,339,837.50	293,481.84	2.57	4.17

**Managed Account Fair Market Value & Analytics**

For the Month Ending **November 30, 2024**

**SAN BERNARDINO COUNTY - 76990800**

<b>Security Type/Description</b> <b>Dated Date/Coupon/Maturity</b>	<b>CUSIP</b>	<b>Par</b>	<b>Broker</b>	<b>Next Call Date</b>	<b>Market Price</b>	<b>Market Value</b>	<b>Unreal G/L On Cost</b>	<b>Unreal G/L Amort Cost</b>	<b>Effective Duration</b>	<b>YTM at Mkt</b>
<b>U.S. Treasury Bond / Note</b>										
US TREASURY N/B DTD 05/31/2022 2.750% 05/31/2029	91282CES6	50,000,000.00	Citigrou		94.47	47,234,400.00	1,101,587.50	711,504.37	4.11	4.15
US TREASURY N/B DTD 06/30/2022 3.250% 06/30/2029	91282CEV9	50,000,000.00	BMO		96.45	48,224,600.00	1,023,428.12	746,752.23	4.14	4.11
US TREASURY N/B DTD 11/30/2022 3.875% 11/30/2029	91282CFY2	100,000,000.00	Nomura		98.98	98,976,600.00	1,679,725.00	1,494,465.10	4.49	4.10
US TREASURY N/B DTD 02/18/2020 1.500% 02/15/2030	912828Z94	50,000,000.00	TWEB		87.88	43,937,500.00	400,390.62	331,757.47	4.89	4.15
<b>Security Type Sub-Total</b>		<b>3,125,000,000.00</b>				<b>3,006,799,375.00</b>	<b>87,392,148.34</b>	<b>(9,772,549.99)</b>	<b>1.53</b>	<b>4.46</b>

<b>U.S. Treasury Bill</b>										
TREASURY BILL DTD 06/20/2024 0.000% 12/19/2024	912797LO8	100,000,000.00	TWEB		99.79	99,785,100.00	430,037.50	12,720.00	0.05	5.28
TREASURY BILL DTD 07/05/2024 0.000% 01/02/2025	912797LR6	50,000,000.00	SBSC		99.61	49,806,450.00	741,804.17	21,783.33	0.09	5.23
TREASURY BILL DTD 07/05/2024 0.000% 01/02/2025	912797LR6	50,000,000.00	TWEB		99.61	49,806,450.00	610,091.66	18,978.89	0.09	5.23
TREASURY BILL DTD 07/05/2024 0.000% 01/02/2025	912797LR6	50,000,000.00	TWEB		99.61	49,806,450.00	600,200.00	16,365.56	0.09	5.23
TREASURY BILL DTD 07/05/2024 0.000% 01/02/2025	912797LR6	50,000,000.00	TWEB		99.61	49,806,450.00	591,436.81	17,538.89	0.09	5.23
TREASURY BILL DTD 09/24/2024 0.000% 01/21/2025	912797MY0	100,000,000.00	TWEB		99.38	99,380,900.00	430,900.00	18,385.84	0.14	4.58
TREASURY BILL DTD 04/18/2024 0.000% 04/17/2025	912797KS5	50,000,000.00	TWEB		98.37	49,185,300.00	494,340.97	(10,510.00)	0.37	4.43
TREASURY BILL DTD 04/18/2024 0.000% 04/17/2025	912797KS5	100,000,000.00	TWEB		98.37	98,370,600.00	483,150.00	(167,686.11)	0.37	4.43
<b>Security Type Sub-Total</b>		<b>550,000,000.00</b>				<b>545,947,700.00</b>	<b>4,381,961.11</b>	<b>(72,423.60)</b>	<b>0.17</b>	<b>4.90</b>

<b>Supra-National Discount Note</b>										
IADB DISCOUNT NOTE DTD 02/05/2024 0.000% 02/03/2025	45818LBK5	50,000,000.00	Oppenhei		99.20	49,598,500.00	32,100.00	(5,065.71)	0.18	4.56

**Managed Account Fair Market Value & Analytics**

For the Month Ending **November 30, 2024**

**SAN BERNARDINO COUNTY - 76990800**

<b>Security Type/Description</b> <b>Dated Date/Coupon/Maturity</b>	<b>CUSIP</b>	<b>Par</b>	<b>Broker</b>	<b>Next Call Date</b>	<b>Market Price</b>	<b>Market Value</b>	<b>Unreal G/L On Cost</b>	<b>Unreal G/L Amort Cost</b>	<b>Effective Duration</b>	<b>YTM at Mkt</b>
<b>Supra-National Discount Note</b>										
IADB DISCOUNT NOTE DTD 02/07/2024 0.000% 02/07/2025	45818LBP4	50,000,000.00	ACAD		99.15	49,574,150.00	33,566.67	(3,683.33)	0.19	4.56
<b>Security Type Sub-Total</b>		<b>100,000,000.00</b>				<b>99,172,650.00</b>	<b>65,666.67</b>	<b>(8,749.04)</b>	<b>0.19</b>	<b>4.56</b>
<b>Supra-National Agency Bond / Note</b>										
INTL FINANCE CORP DTD 09/15/2022 3.625% 09/15/2025	45950KDA5	20,000,000.00	TorontoD		99.26	19,852,780.00	(139,420.00)	(145,168.80)	0.78	4.50
INTL BK RECON & DEVELOP DTD 04/10/2024 4.750% 04/10/2026	459058LE1	10,000,000.00	BankofAm		100.53	10,052,750.00	55,350.00	54,530.01	1.30	4.38
INTER-AMERICAN DEVEL BK DTD 07/06/2023 4.500% 05/15/2026	4581X0EK0	15,000,000.00	WellsFar		100.24	15,035,490.00	47,040.00	41,371.63	1.40	4.36
<b>Security Type Sub-Total</b>		<b>45,000,000.00</b>				<b>44,941,020.00</b>	<b>(37,030.00)</b>	<b>(49,267.16)</b>	<b>1.10</b>	<b>4.43</b>
<b>Repurchase Agreement</b>										
CANTOR FITZGERALD & CO DTD 11/21/2024 4.550% 12/05/2024	RPEI4RON3	100,000,000.00	CantorFi		100.00	100,000,000.00	0.00	0.00	0.00	0.00
<b>Security Type Sub-Total</b>		<b>100,000,000.00</b>				<b>100,000,000.00</b>	<b>0.00</b>	<b>0.00</b>	<b>0.00</b>	
<b>Money Market Mutual Fund</b>										
NRTHRN INST US GOVT SEL-SHR DTD 01/01/2010 0.000% --	665278701	1,000,000.00	DIRECT		100.00	1,000,000.00	0.00	0.00	0.00	4.51
FIDELITY INV MMKT GOVT-INST DTD 08/09/2017 0.000% --	31607A703	1,000,000.00	DIRECT		100.00	1,000,000.00	0.00	0.00	0.00	4.51
FH GOVERNMENT OBLIGATION-PRE DTD 01/01/2010 0.000% --	608919718	1,000,000.00	DIRECT		100.00	1,000,000.00	0.00	0.00	0.00	4.50
MSILF GOVERNMENT-INST DTD 01/01/2010 0.000% --	61747C707	570,000,000.00	DIRECT		100.00	570,000,000.00	0.00	0.00	0.00	4.58
<b>Security Type Sub-Total</b>		<b>573,000,000.00</b>				<b>573,000,000.00</b>	<b>0.00</b>	<b>0.00</b>	<b>0.00</b>	<b>4.58</b>
<b>Joint Powers Authority</b>										

**Managed Account Fair Market Value & Analytics**

For the Month Ending **November 30, 2024**

**SAN BERNARDINO COUNTY - 76990800**

<b>Security Type/Description</b>	<b>Dated Date/Coupon/Maturity</b>	<b>CUSIP</b>	<b>Par</b>	<b>Broker</b>	<b>Next Call Date</b>	<b>Market Price</b>	<b>Market Value</b>	<b>Unreal G/L On Cost</b>	<b>Unreal G/L Amort Cost</b>	<b>Effective Duration</b>	<b>YTM at Mkt</b>
<b>Joint Powers Authority</b>											
INVESTMENT TRUST OF CA		CALTRUST3	10,000,000.00	DIRECT		100.00	10,000,000.00	0.00	0.00	0.00	4.76
DTD 01/01/2010 0.000%	--										
CALIFORNIA ASSET MGMT		CAMPMF025	17,000,000.00	DIRECT		100.00	17,000,000.00	0.00	0.00	0.00	4.81
DTD 01/01/2010 0.000%	--										
CALIFORNIA ASSET MGMT		CAMPMF025	30,000,000.00	DIRECT		100.00	30,000,000.00	0.00	0.00	0.00	4.81
DTD 01/01/2010 0.000%	--										
CALIFORNIA ASSET MGMT		CAMPMF025	33,000,000.00	DIRECT		100.00	33,000,000.00	0.00	0.00	0.00	4.81
DTD 01/01/2010 0.000%	--										
CALIFORNIA ASSET MGMT		CAMPMF025	35,000,000.00	DIRECT		100.00	35,000,000.00	0.00	0.00	0.00	4.81
DTD 01/01/2010 0.000%	--										
CALIFORNIA ASSET MGMT		CAMPMF025	47,000,000.00	DIRECT		100.00	47,000,000.00	0.00	0.00	0.00	4.81
DTD 01/01/2010 0.000%	--										
CALIFORNIA ASSET MGMT		CAMPMF025	56,000,000.00	DIRECT		100.00	56,000,000.00	0.00	0.00	0.00	4.81
DTD 01/01/2010 0.000%	--										
CALIFORNIA ASSET MGMT		CAMPMF025	73,000,000.00	DIRECT		100.00	73,000,000.00	0.00	0.00	0.00	4.81
DTD 01/01/2010 0.000%	--										
CALIFORNIA ASSET MGMT		CAMPMF025	75,000,000.00	DIRECT		100.00	75,000,000.00	0.00	0.00	0.00	4.81
DTD 01/01/2010 0.000%	--										
CALIFORNIA ASSET MGMT		CAMPMF025	100,000,000.00	DIRECT		100.00	100,000,000.00	0.00	0.00	0.00	4.81
DTD 01/01/2010 0.000%	--										
CALIFORNIA ASSET MGMT		CAMPMF025	150,000,000.00	DIRECT		100.00	150,000,000.00	0.00	0.00	0.00	4.81
DTD 01/01/2010 0.000%	--										

<b>Security Type Sub-Total</b>			<b>626,000,000.00</b>				<b>626,000,000.00</b>	<b>0.00</b>	<b>0.00</b>	<b>0.00</b>	<b>4.81</b>
--------------------------------	--	--	-----------------------	--	--	--	-----------------------	-------------	-------------	-------------	-------------

<b>Federal Agency Mortgage-Backed Security</b>											
FR WN1252		3132XFMA3	9,786,000.00	JPMorgan		99.50	9,737,529.94	95,261.81	51,538.90	3.02	4.71
DTD 06/01/2023 4.500%	03/01/2028										
FR WN1245		3132XFL30	25,000,000.00	JPMorgan		99.26	24,816,000.00	303,304.70	152,743.97	3.03	4.64
DTD 06/01/2023 4.350%	03/01/2028										
FR WN1255		3132XFMD7	21,000,000.00	JPMorgan		98.31	20,645,835.00	98,647.50	(30,466.65)	3.09	5.27
DTD 07/01/2023 4.670%	04/01/2028										
FR WN2390		3132XGUO7	51,524,000.00	CASTST		100.48	51,773,427.68	279,617.55	270,922.67	3.06	4.82
DTD 07/01/2023 4.920%	04/01/2028										



**Managed Account Fair Market Value & Analytics**

For the Month Ending **November 30, 2024**

**SAN BERNARDINO COUNTY - 76990800**

<b>Security Type/Description</b>	<b>CUSIP</b>	<b>Par</b>	<b>Broker</b>	<b>Next Call Date</b>	<b>Market Price</b>	<b>Market Value</b>	<b>Unreal G/L On Cost</b>	<b>Unreal G/L Amort Cost</b>	<b>Effective Duration</b>	<b>YTM at Mkt</b>
<b>Federal Agency Mortgage-Backed Security</b>										
FR WN2389 DTD 07/01/2023 4.650% 05/01/2028	3132XGUP9	43,850,000.00	TorontoD		100.23	43,950,679.60	(111,718.84)	(51,839.25)	3.14	4.63
FR WN2432 DTD 09/01/2023 5.050% 05/01/2028	3132XGV29	49,502,000.00	JPMorgan		99.60	49,302,704.95	639,918.54	445,196.54	3.10	5.24
FR WN2578 DTD 04/01/2024 4.360% 05/01/2028	3132XG2L9	51,314,000.00	BMO		99.76	51,189,871.43	1,417,295.88	1,204,312.23	3.16	4.49
FR WN1250 DTD 06/01/2023 4.400% 05/01/2028	3132XFL89	75,000,000.00	BMO		99.03	74,274,450.00	425,817.22	87,443.25	3.17	4.76
FR WN2458 DTD 10/01/2023 5.060% 06/01/2028	3132XGWU6	24,652,000.00	LoopCapM		101.04	24,909,292.92	967,000.90	815,588.86	3.19	4.80
FR WN1268 DTD 10/01/2023 4.620% 06/01/2028	3132XFMS4	33,378,000.00	CASTST		99.83	33,320,689.97	1,279,113.81	988,223.21	3.23	4.73
FR WN2409 DTD 08/01/2023 4.900% 06/01/2028	3132XGVB9	42,540,000.00	TorontoD		99.13	42,168,625.80	509,336.78	271,747.35	3.18	5.23
FR WN2382 DTD 07/01/2023 4.340% 06/01/2028	3132XGUG9	50,000,000.00	BMO		99.22	49,608,850.00	1,563,928.15	1,048,619.10	3.22	4.64
FR WN1292 DTD 01/01/2024 4.300% 11/01/2028	3132XFNJ3	35,250,000.00	TD Secur		99.51	35,077,980.00	129,532.75	80,868.26	3.59	4.50
FR WN2514 DTD 01/01/2024 4.450% 11/01/2028	3132XGYL4	75,000,000.00	JPMorgan		99.37	74,527,425.00	63,557.85	(22,729.58)	3.57	4.69
FR WN2594 DTD 07/01/2024 4.740% 06/01/2029	3132XG3C8	26,475,000.00	ACAD		99.69	26,393,562.90	66,450.60	56,116.81	3.99	4.89
FR WN2595 DTD 07/01/2024 4.550% 06/01/2029	3132XG3D6	34,950,000.00	MIZU		100.13	34,995,714.60	(3,433.84)	(218.82)	4.00	4.59
FR WN2337 DTD 04/01/2023 4.350% 01/01/2030	3132XGS31	62,975,000.00	Citigrou		98.52	62,042,088.35	2,589,752.41	1,892,730.63	4.47	4.76
FR WN2398 DTD 07/01/2023 5.030% 02/01/2030	3132XGUY0	15,656,000.00	MorganSt		101.30	15,859,387.10	56,612.10	86,989.84	4.45	4.83
FR WN2397 DTD 07/01/2023 5.000% 02/01/2030	3132XGUX2	33,757,000.00	JPMorgan		101.35	34,211,031.65	123,054.83	191,556.49	4.49	4.79
FR WN2446 DTD 10/01/2023 4.890% 02/01/2030	3132XGWG7	39,700,000.00	JPMorgan		100.75	39,996,598.70	1,689,200.26	1,475,482.54	4.46	4.81
FR WN2405 DTD 07/01/2023 4.310% 04/01/2030	3132XGU79	26,814,000.00	MIZU		98.97	26,537,976.68	174,368.11	83,961.09	4.57	4.61

**Managed Account Fair Market Value & Analytics**

For the Month Ending **November 30, 2024**

**SAN BERNARDINO COUNTY - 76990800**

<b>Security Type/Description</b>	<b>CUSIP</b>	<b>Par</b>	<b>Broker</b>	<b>Next Call Date</b>	<b>Market Price</b>	<b>Market Value</b>	<b>Unreal G/L On Cost</b>	<b>Unreal G/L Amort Cost</b>	<b>Effective Duration</b>	<b>YTM at Mkt</b>
<b>Federal Agency Mortgage-Backed Security</b>										
FR WN2392	3132XGUS3	30,193,000.00	JPMorgan		97.72	29,505,716.74	45,132.89	(103,541.91)	4.70	4.61
DTD 07/01/2023 4.050% 04/01/2030										
FR WN2404	3132XGU61	30,648,000.00	MorganSt		98.96	30,327,973.58	746,667.64	577,981.80	4.62	4.62
DTD 07/01/2023 4.320% 04/01/2030										
FR WN2415	3132XGVH6	24,795,000.00	RaymondJ		100.39	24,890,733.50	149,972.56	139,514.21	4.61	4.64
DTD 08/01/2023 4.640% 05/01/2030										
FR WN2460	3132XGWW2	9,385,000.00	ACAD		99.11	9,301,539.19	609,782.75	511,854.63	4.72	4.61
DTD 10/01/2023 4.340% 06/01/2030										
FR WN2421	3132XGVP8	32,235,000.00	JPMorgan		97.70	31,493,047.01	1,268,956.99	983,941.44	4.82	4.58
DTD 09/01/2023 4.020% 06/01/2030										
FR WN2442	3132XGWC6	59,832,000.00	JPMorgan		98.23	58,775,067.72	2,790,078.34	2,251,201.80	4.80	4.68
DTD 09/01/2023 4.230% 06/01/2030										
FR WN2459	3132XGWW4	46,801,000.00	JPMorgan		102.45	47,948,934.93	2,414,852.65	2,238,899.38	4.73	4.84
DTD 10/01/2023 5.260% 07/01/2030										
FR WN1286	3132XFNC8	35,000,000.00	JPMorgan		101.51	35,528,465.00	(94,972.50)	(24,417.82)	5.11	4.60
DTD 12/01/2023 4.800% 11/01/2030										
FR WN3235	3132XHSZ8	74,257,039.50	JPMorgan		92.99	69,050,061.63	1,284,711.75	760,468.86	5.13	4.62
DTD 04/01/2024 3.150% 01/01/2031										
FR WN1331	3132XFPR3	71,842,000.00	JPMorgan		98.00	70,405,160.00	1,546,286.98	1,314,581.15	5.37	4.66
DTD 04/01/2024 4.200% 02/01/2031										
FR WN2592	3132XG3A2	50,202,000.00	JPMorgan		99.36	49,882,464.27	460,948.49	422,934.93	5.45	4.59
DTD 07/01/2024 4.380% 04/01/2031										
FR WN1367	3132XFQV3	32,500,000.00	TD Secur		98.89	32,137,917.50	(175,461.41)	(184,212.08)	5.53	4.67
DTD 07/01/2024 4.380% 05/01/2031										
<b>Security Type Sub-Total</b>		<b>1,325,813,039.50</b>				<b>1,314,586,803.34</b>	<b>23,403,576.20</b>	<b>17,987,993.83</b>	<b>4.10</b>	<b>4.73</b>
<b>Federal Agency Discount Note</b>										
FED HOME LN DISCOUNT NT	313385FA9	50,000,000.00	ACAD		98.19	49,094,750.00	283,291.66	(50,631.95)	0.42	4.43
DTD 05/01/2024 0.000% 05/01/2025										
FED HOME LN DISCOUNT NT	313385FP6	50,000,000.00	ACAD		98.04	49,017,850.00	103,150.00	(9,531.42)	0.44	4.46
DTD 05/14/2024 0.000% 05/14/2025										
FED HOME LN DISCOUNT NT	313385GE0	50,000,000.00	LoopCapM		97.86	48,929,100.00	165,794.45	(21,761.11)	0.49	5.16
DTD 05/29/2024 0.000% 05/29/2025										

**Managed Account Fair Market Value & Analytics**

For the Month Ending **November 30, 2024**

**SAN BERNARDINO COUNTY - 76990800**

<b>Security Type/Description</b>				<b>Next Call</b>	<b>Market</b>	<b>Market</b>	<b>Unreal G/L</b>	<b>Unreal G/L</b>	<b>Effective</b>	<b>YTM</b>
<b>Dated Date/Coupon/Maturity</b>	<b>CUSIP</b>	<b>Par</b>	<b>Broker</b>	<b>Date</b>	<b>Price</b>	<b>Value</b>	<b>On Cost</b>	<b>Amort Cost</b>	<b>Duration</b>	<b>at Mkt</b>
<b>Security Type Sub-Total</b>		<b>150,000,000.00</b>				<b>147,041,700.00</b>	<b>552,236.11</b>	<b>(81,924.48)</b>	<b>0.45</b>	<b>4.68</b>
<b>Federal Agency Commercial Mortgage-Backed Security</b>										
FHMS K042 A2	3137BFXT3	5,298,721.48	JPMorgan		99.67	5,281,103.23	68,485.97	(15,314.46)	0.07	4.95
DTD 01/01/2015 2.670% 12/01/2024										
FHMS K045 A2	3137BHXJ1	16,313,838.00	MorganSt		99.54	16,238,109.16	(1,684,808.55)	(134,517.94)	0.15	4.95
DTD 05/01/2015 3.023% 01/01/2025										
FHMS K046 A2	3137BJP64	45,058,237.50	MorganSt		99.41	44,792,979.66	1,200,894.96	(75,539.95)	0.27	4.68
DTD 06/01/2015 3.205% 03/01/2025										
FHMS K732 AM	3137FG7G4	25,000,000.00	CantorFi		99.15	24,787,850.00	(1,456,290.63)	(399,093.40)	0.48	5.01
DTD 06/01/2018 3.700% 05/01/2025										
FHMS K047 A2	3137BKRJ1	73,397,112.75	MorganSt		99.26	72,851,405.21	(1,239,539.62)	(658,116.02)	0.38	4.72
DTD 07/01/2015 3.329% 05/01/2025										
FHMS K049 A2	3137BLMZ8	9,856,754.20	FTNF		98.91	9,749,699.99	(130,926.03)	(111,857.30)	0.54	4.70
DTD 10/01/2015 3.010% 07/01/2025										
FHMS K733 A2	3137FJXQ7	3,091,262.05	MorganSt		99.19	3,066,275.38	(289,555.21)	(75,857.82)	0.63	4.70
DTD 11/01/2018 3.750% 08/01/2025										
FHMS K050 A2	3137BLW95	30,000,000.00	CantorFi		99.03	29,707,680.00	(1,148,960.63)	(475,588.32)	0.59	4.67
DTD 11/01/2015 3.334% 08/01/2025										
FHMS K051 A2	3137BM7C4	48,457,456.50	JPMorgan		98.90	47,924,230.65	(953,442.86)	(635,666.80)	0.69	4.61
DTD 12/01/2015 3.308% 09/01/2025										
FHMS KL1P A2P	3137BYLE8	25,000,000.00	INCAPIT		98.15	24,537,200.00	(2,326,081.25)	(836,609.98)	0.88	4.66
DTD 06/01/2017 2.700% 10/01/2025										
FHMS KL4F A2AS	3137FKSO0	60,000,000.00	JPMorgan		98.94	59,361,720.00	(5,869,530.00)	(1,717,850.04)	0.88	4.68
DTD 01/01/2019 3.683% 10/01/2025										
FRESB 2021-SB82 A5F	30318CAA5	1,089,920.67	PiperJaf		96.59	1,052,743.48	(42,522.17)	(38,262.74)	0.83	4.83
DTD 01/01/2021 0.670% 11/01/2025										
FRESB 2021-SB82 A5F	30318CAA5	2,543,148.35	WellsFar		96.59	2,456,401.56	(99,218.42)	(89,279.75)	0.83	4.83
DTD 01/01/2021 0.670% 11/01/2025										
FHMS K053 A2	3137BN6G4	59,300,000.00	PiperJaf		98.53	58,425,977.30	921,192.14	(169,873.03)	0.89	4.48
DTD 03/01/2016 2.995% 12/01/2025										
FRESB 2021-SB83 A5F	30318NAA1	3,123,141.32	JPMorgan		96.08	3,000,620.49	(137,187.08)	(125,939.65)	1.04	4.45
DTD 02/01/2021 0.630% 01/01/2026										
FHMS K055 A2	3137BPW21	83,123,224.62	MorganSt		97.67	81,186,287.24	313,234.28	(1,145,117.43)	1.18	4.57
DTD 06/01/2016 2.673% 03/01/2026										

**Managed Account Fair Market Value & Analytics**

For the Month Ending **November 30, 2024**

**SAN BERNARDINO COUNTY - 76990800**

<b>Security Type/Description</b>	<b>Dated Date/Coupon/Maturity</b>	<b>CUSIP</b>	<b>Par</b>	<b>Broker</b>	<b>Next Call Date</b>	<b>Market Price</b>	<b>Market Value</b>	<b>Unreal G/L On Cost</b>	<b>Unreal G/L Amort Cost</b>	<b>Effective Duration</b>	<b>YTM at Mkt</b>
<b>Federal Agency Commercial Mortgage-Backed Security</b>											
FHMS KJ34 A1		3137H1LS3	1,107,948.87	JPMorgan		98.39	1,090,141.91	(17,793.66)	(17,802.71)	0.39	4.78
DTD 07/01/2021 0.681% 06/01/2026											
FHMS K736 A2		3137FNWX4	14,970,441.45	MorganSt		96.86	14,500,234.86	(1,028,089.45)	(669,594.32)	1.37	4.52
DTD 09/01/2019 2.282% 07/01/2026											
FHMS KJ21 A2		3137FHGE7	7,747,963.61	CantorFi		98.81	7,655,793.84	64,000.11	(17,564.14)	0.99	4.72
DTD 09/01/2018 3.700% 09/01/2026											
FHMS K737 A2		3137FQXJ7	8,250,000.00	CantorFi		96.56	7,966,389.75	(849,508.69)	(485,737.94)	1.70	4.53
DTD 01/01/2020 2.525% 10/01/2026											
FHMS K062 A2		3137BUX60	10,000,000.00	MorganSt		97.94	9,793,570.00	(956,430.00)	(521,684.23)	1.91	4.45
DTD 02/01/2017 3.413% 12/01/2026											
FHMS K062 A2		3137BUX60	18,867,855.00	TorontoD		97.94	18,478,365.87	(1,828,163.07)	(994,219.86)	1.91	4.45
DTD 02/01/2017 3.413% 12/01/2026											
FRESB 2022-SB97 A5F		30311SAA7	20,888,315.42	WellsFar		94.18	19,672,719.90	(387,749.81)	(833,732.09)	2.00	4.75
DTD 04/01/2022 1.780% 02/01/2027											
FHMS K065 A2		3137F1G44	5,000,000.00	JPMorgan		97.23	4,861,720.00	27,345.00	(39,726.28)	2.19	4.49
DTD 07/01/2017 3.243% 04/01/2027											
FHMS KJ39 A1		3137H73W1	33,021,376.48	MorganSt		98.08	32,388,158.56	(627,769.39)	(630,608.40)	0.89	4.75
DTD 04/01/2022 2.750% 04/01/2027											
FHMS K065 A2		3137F1G44	50,000,000.00	JPMorgan		97.23	48,617,200.00	(1,669,909.38)	(1,520,383.15)	2.19	4.49
DTD 07/01/2017 3.243% 04/01/2027											
FRESB 2022-SB103 A5F		30329MAA0	7,740,453.04	WellsFar		93.40	7,229,691.51	295,120.27	(66,733.62)	2.38	4.93
DTD 10/01/2022 2.080% 06/01/2027											
FHMS K066 A2		3137F2LJ3	36,557,817.00	TorontoD		96.83	35,397,691.24	(2,708,120.82)	(1,902,392.17)	2.29	4.49
DTD 08/01/2017 3.117% 06/01/2027											
FHMS K068 A2		3137FBBX3	81,306,000.00	CantorFi		96.90	78,784,457.02	(1,200,320.48)	(1,820,689.57)	2.50	4.48
DTD 10/01/2017 3.244% 08/01/2027											
FHMS K739 A2		3137F64P9	12,000,000.00	JPMorgan		92.51	11,100,972.00	619,722.00	(37,723.46)	2.43	4.48
DTD 11/01/2020 1.336% 09/01/2027											
FHMS K740 A2		3137F72B0	22,000,000.00	JPMorgan		92.20	20,283,934.00	1,040,809.00	(152,603.33)	2.66	4.51
DTD 11/01/2020 1.470% 09/01/2027											
FRESB 2022-SB104 A5F		30329OAA1	24,759,250.29	JPMorgan		94.43	23,380,160.05	778,975.54	(126,497.96)	2.45	4.91
DTD 11/01/2022 2.600% 09/01/2027											
FHMS KGX1 AFX		3137FCKD5	70,500,000.00	JPMorgan		95.78	67,527,720.00	1,059,438.75	(533,627.40)	2.72	4.56
DTD 12/01/2017 3.000% 10/01/2027											

**Managed Account Fair Market Value & Analytics**

For the Month Ending **November 30, 2024**

**SAN BERNARDINO COUNTY - 76990800**

<b>Security Type/Description</b>	<b>CUSIP</b>	<b>Par</b>	<b>Broker</b>	<b>Next Call Date</b>	<b>Market Price</b>	<b>Market Value</b>	<b>Unreal G/L On Cost</b>	<b>Unreal G/L Amort Cost</b>	<b>Effective Duration</b>	<b>YTM at Mkt</b>
<b>Federal Agency Commercial Mortgage-Backed Security</b>										
FHMS K072 A2 DTD 01/01/2018 3.444% 12/01/2027	3137FEBO2	12,923,000.00	TorontoD		97.11	12,549,783.76	49,810.09	(99,142.83)	2.79	4.48
FRESB 2023-SB105 A5F DTD 05/01/2023 3.740% 04/01/2028	30332AAA1	33,123,416.46	WellsFar		97.39	32,259,524.63	(36,502.00)	(291,730.68)	2.74	4.68
FRESB 2023-SB106 A5F DTD 06/01/2023 3.960% 05/01/2028	35802AAE3	13,873,868.65	JPMorgan		98.13	13,614,288.56	149,837.78	31,139.08	2.88	4.59
FRESB 2023-SB107 A5F DTD 07/01/2023 4.090% 05/01/2028	30332EAA3	24,921,563.69	WellsFar		98.03	24,431,281.77	51,537.79	(100,916.91)	3.12	4.71
FHMS K079 AM DTD 08/01/2018 3.930% 06/01/2028	3137FGZU2	11,350,000.00	PiperJaf		98.11	11,135,904.95	(133,403.64)	(158,630.49)	3.27	4.50
FRESB 2023-SB108 A5F DTD 08/01/2023 4.250% 06/01/2028	30333AAA0	24,870,520.96	JPMorgan		98.56	24,512,858.00	178,346.50	36,064.82	3.15	4.70
FHMS K505 A2 DTD 07/01/2023 4.819% 06/01/2028	3137HACX2	75,000,000.00	JPMorgan		100.85	75,637,200.00	(111,900.00)	95,315.85	3.13	4.54
FHMS K079 A2 DTD 08/01/2018 3.926% 06/01/2028	3137FGZT5	100,000,000.00	TorontoD		98.21	98,208,300.00	(209,668.75)	(678,643.40)	3.24	4.47
FNA 2023-M5 2A2 DTD 07/01/2023 4.500% 07/01/2028	3136BQCS6	9,954,513.10	WellsFar		99.50	9,904,820.17	(26,362.04)	(32,604.42)	3.09	4.65
FNA 2023-M6 A2 DTD 07/01/2023 4.181% 07/01/2028	3136BODE6	23,888,650.25	JPMorgan		98.65	23,566,750.68	96,151.81	(15,701.39)	3.26	4.59
FHMS KJ47 A1 DTD 09/01/2023 5.272% 08/01/2028	3137HAMN3	10,374,813.24	JPMorgan		101.36	10,516,107.82	141,346.46	141,329.82	2.59	4.71
FRESB 2023-SB110 A5F DTD 10/01/2023 4.580% 08/01/2028	30333HAA5	20,435,681.66	JPMorgan		99.12	20,256,072.46	624,820.97	470,823.27	3.26	4.84
FRESB 2023-SB109 A5F DTD 09/01/2023 4.390% 08/01/2028	30333MAA4	24,963,686.47	WellsFar		98.81	24,665,495.24	381,969.38	232,982.30	3.20	4.75
FHMS K506 A2 DTD 09/01/2023 4.650% 08/01/2028	3137HAMH6	50,000,000.00	WellsFar		100.26	50,129,200.00	868,850.00	704,421.75	3.27	4.56
FHMS K508 A2 DTD 10/01/2023 4.740% 08/01/2028	3137HAO74	50,000,000.00	BMO		100.66	50,330,800.00	1,427,600.00	1,199,951.05	3.29	4.53
FRESB 2023-SB111 A5F DTD 11/01/2023 4.710% 09/01/2028	30334CAA5	24,948,419.38	WellsFar		99.50	24,824,899.76	435,050.54	327,334.59	3.31	4.85
FHMS K507 A2 DTD 09/01/2023 4.800% 09/01/2028	3137HAMS2	50,000,000.00	WellsFar		100.74	50,369,950.00	967,600.00	847,671.60	3.32	4.57

**Managed Account Fair Market Value & Analytics**

For the Month Ending **November 30, 2024**

**SAN BERNARDINO COUNTY - 76990800**

<b>Security Type/Description</b>	<b>CUSIP</b>	<b>Par</b>	<b>Broker</b>	<b>Next Call Date</b>	<b>Market Price</b>	<b>Market Value</b>	<b>Unreal G/L On Cost</b>	<b>Unreal G/L Amort Cost</b>	<b>Effective Duration</b>	<b>YTM at Mkt</b>
<b>Federal Agency Commercial Mortgage-Backed Security</b>										
FHMS K509 A2 DTD 10/01/2023 4.850% 09/01/2028	3137HAST4	75,000,000.00	MorganSt		100.89	75,669,300.00	3,060,525.00	2,617,227.52	3.36	4.58
FHMS K510 A2 DTD 11/01/2023 5.069% 10/01/2028	3137HB3D4	32,000,000.00	JPMorgan		101.65	32,529,344.00	621,856.00	604,471.52	3.39	4.58
FHMS K747 A2 DTD 01/01/2022 2.050% 11/01/2028	3137H5DX2	34,000,000.00	CantorFi		91.36	31,061,380.00	773,489.37	(240,614.46)	3.67	4.51
FHMS K512 A2 DTD 12/01/2023 5.000% 11/01/2028	3137HBCF9	38,000,000.00	JPMorgan		101.69	38,643,986.00	289,142.00	350,560.79	3.44	4.51
FRESB 2024-SB112 ASF DTD 01/01/2024 4.740% 12/01/2028	30334WAA1	11,781,250.43	JPMorgan		99.94	11,773,922.49	(19,026.72)	(17,417.96)	3.39	4.75
FHMS K514 A2 DTD 02/01/2024 4.572% 12/01/2028	3137HBLV4	15,000,000.00	JPMorgan		100.08	15,012,195.00	(137,790.00)	(115,052.58)	3.52	4.55
FRESB 2024-SB113 ASF DTD 04/01/2024 5.020% 12/01/2028	30336BAA5	24,985,943.76	WellsFar		101.14	25,270,983.41	494,172.00	494,172.00	3.43	4.68
FHMS K513 A2 DTD 01/01/2024 4.724% 12/01/2028	3137HBFY5	43,000,000.00	BMO		100.53	43,225,793.00	(203,734.00)	(135,133.48)	3.56	4.58
FHMS K517 A2 DTD 03/01/2024 5.355% 01/01/2029	3137HC2C5	23,500,000.00	BankofAm		103.04	24,215,457.50	10,786.50	104,049.52	3.64	4.53
FHMS K516 A2 DTD 03/01/2024 5.477% 01/01/2029	3137HBPM0	35,000,000.00	MorganSt		103.17	36,110,795.00	60,900.00	202,728.19	3.58	4.60
FHMS K518 A2 DTD 03/01/2024 5.400% 01/01/2029	3137HC2L5	39,000,000.00	JPMorgan		103.35	40,305,564.00	363,909.00	469,574.70	3.63	4.49
FHMS K515 A2 DTD 02/01/2024 5.400% 01/01/2029	3137HBPD0	50,000,000.00	WellsFar		102.85	51,427,300.00	80,300.00	271,026.10	3.54	4.60
FRESB 2024-SB114 ASF DTD 06/01/2024 4.990% 03/01/2029	30337MAA0	14,873,514.42	JPMorgan		100.85	14,999,582.33	52,414.27	57,282.32	3.59	4.75
FHMS K520 A2 DTD 04/01/2024 5.180% 03/01/2029	3137HCKV3	56,000,000.00	BOFAML		102.37	57,324,848.00	1,097,544.00	1,118,555.20	3.75	4.56
FHMS K525 A2 DTD 08/01/2024 4.782% 05/01/2029	3137HFEX9	42,000,000.00	WellsFar		101.00	42,421,344.00	(370,272.00)	(323,649.23)	3.94	4.54
FHMS K524 A2 DTD 07/01/2024 4.720% 05/01/2029	3137HDV56	80,000,000.00	PIER		100.75	80,599,680.00	108,400.00	132,952.00	3.92	4.54
FHMS K522 A2 DTD 06/01/2024 4.803% 05/01/2029	3137HDJJ0	100,000,000.00	MorganSt		100.88	100,879,800.00	880,100.00	879,800.00	3.82	4.58

**Managed Account Fair Market Value & Analytics**

For the Month Ending **November 30, 2024**

**SAN BERNARDINO COUNTY - 76990800**

<b>Security Type/Description</b>	<b>CUSIP</b>	<b>Par</b>	<b>Broker</b>	<b>Next Call Date</b>	<b>Market Price</b>	<b>Market Value</b>	<b>Unreal G/L On Cost</b>	<b>Unreal G/L Amort Cost</b>	<b>Effective Duration</b>	<b>YTM at Mkt</b>
<b>Federal Agency Commercial Mortgage-Backed Security</b>										
FRESB 2024-SB115 A5F DTD 09/01/2024 4.080% 06/01/2029	35802FAA0	17,498,697.07	WellsFar		98.24	17,190,825.00	(390,973.39)	(387,825.11)	3.84	4.54
FHMS K526 A2 DTD 08/01/2024 4.543% 07/01/2029	3137HDXL9	8,750,000.00	BMO		100.03	8,753,053.75	(78,793.75)	(74,419.33)	4.07	4.54
FHMS K528 A2 DTD 09/01/2024 4.508% 07/01/2029	3137HFNZ4	8,750,000.00	JPMorgan		99.93	8,744,233.75	(180,591.25)	(173,472.13)	4.09	4.53
FHMS K527 A2 DTD 08/01/2024 4.618% 07/01/2029	3137HFF59	10,000,000.00	MorganSt		100.38	10,038,050.00	(136,690.00)	(127,923.90)	4.06	4.53
FHMS KJ50 A1 DTD 07/01/2024 4.924% 07/01/2029	3137HDV23	24,910,744.00	JPMorgan		100.87	25,127,791.31	217,420.98	217,358.35	3.14	4.63
FHMS K529 A2 DTD 10/01/2024 4.791% 09/01/2029	3137HH6C0	6,100,000.00	MorganSt		101.10	6,167,063.40	(54,857.30)	(52,101.31)	4.17	4.54
FRESB 2024-SB116 A5F DTD 10/01/2024 4.550% 09/01/2029	35802BAE1	49,998,879.65	JPMorgan		99.83	49,915,881.51	(317,792.88)	(313,570.07)	3.96	4.59
FHMS K530 A2 DTD 11/01/2024 4.792% 09/01/2029	3137HHJL6	50,000,000.00	JPMorgan		101.24	50,618,900.00	358,550.00	354,996.20	4.19	4.51
FRESB 2024-SB117 A5F DTD 11/01/2024 4.911% 10/01/2029	35802CAA7	50,000,000.00	WellsFar		101.11	50,553,700.00	304,200.00	305,365.10	4.00	4.64
FHMS K102 A2 DTD 12/01/2019 2.537% 10/01/2029	3137FOKC6	100,000,000.00	JPMorgan		91.70	91,701,000.00	1,747,875.00	774,251.50	4.41	4.50
FHMS K751 A2 DTD 05/01/2023 4.412% 03/01/2030	3137HA4B9	63,000,000.00	TD Secur		99.64	62,775,846.00	1,021,080.37	945,103.07	4.37	4.51
FHMS K752 A2 DTD 08/01/2023 4.284% 07/01/2030	3137HAGZ3	25,000,000.00	MorganSt		98.93	24,731,675.00	735,400.00	551,256.17	4.76	4.53
FRESB 2023-SB111 A7F DTD 11/01/2023 4.440% 09/01/2030	30334CAB3	15,000,000.00	WellsFar		97.49	14,623,680.00	353,025.00	258,752.70	4.87	4.98
FNA 2023-M2 2A2 DTD 02/01/2023 2.914% 09/01/2030	3136BPWB3	17,000,000.00	WellsFar		91.99	15,637,773.00	566,210.50	407,296.06	4.92	4.60
FHMS K753 A2 DTD 11/01/2023 4.400% 10/01/2030	3137HB2L7	82,000,000.00	WellsFar		99.37	81,486,434.00	4,845,380.00	4,157,151.21	5.00	4.55
FNA 2020-M52 A2 DTD 11/01/2020 1.315% 10/01/2030	3136BCB90	85,000,000.00	JPMorgan		84.16	71,539,995.00	(1,686,176.88)	(1,968,560.05)	5.31	4.58
FHMS K754 A2 DTD 12/01/2023 4.940% 11/01/2030	3137HBC51	29,200,000.00	JPMorgan		102.06	29,802,542.00	69,870.12	115,872.43	5.05	4.56

**Managed Account Fair Market Value & Analytics**

For the Month Ending **November 30, 2024**

**SAN BERNARDINO COUNTY - 76990800**

<b>Security Type/Description</b>	<b>CUSIP</b>	<b>Par</b>	<b>Broker</b>	<b>Next Call Date</b>	<b>Market Price</b>	<b>Market Value</b>	<b>Unreal G/L On Cost</b>	<b>Unreal G/L Amort Cost</b>	<b>Effective Duration</b>	<b>YTM at Mkt</b>
<b>Federal Agency Commercial Mortgage-Backed Security</b>										
FHMS K754 A2 DTD 12/01/2023 4.940% 11/01/2030	3137HBC51	125,775,000.00	TorontoD		102.06	128,370,367.13	3,460,070.25	3,460,070.25	5.05	4.56
FRESB 2024-SB112 A7F DTD 01/01/2024 4.960% 12/01/2030	30334WAC7	12,485,848.36	JPMorgan		100.29	12,521,795.12	(25,733.34)	(19,956.58)	4.90	4.92
FHMS K127 A2 DTD 03/01/2021 2.108% 01/01/2031	3137FXZ35	50,000,000.00	JPMorgan		87.31	43,656,700.00	2,219,200.00	1,670,903.25	5.59	4.54
FHMS K126 A2 DTD 03/01/2021 2.074% 01/01/2031	3137FXYV4	77,500,000.00	JPMorgan		87.25	67,616,425.00	3,082,538.28	3,082,538.32	5.55	4.54
FHMS K755 A2 DTD 04/01/2024 5.203% 02/01/2031	3137HCH39	32,297,000.00	BMO		103.44	33,407,435.45	370,252.80	428,919.66	5.16	4.58
FHMS K755 A2 DTD 04/01/2024 5.203% 02/01/2031	3137HCH39	35,548,000.00	WellsFar		103.44	36,770,211.34	618,173.06	653,949.58	5.16	4.58
FHMS K755 A2 DTD 04/01/2024 5.203% 02/01/2031	3137HCH39	36,600,000.00	CantorFi		103.44	37,858,381.20	1,005,326.51	1,024,614.80	5.16	4.58
FRESB 2024-SB114 A7F DTD 06/01/2024 5.000% 04/01/2031	30337MAB8	8,250,000.00	JPMorgan		100.34	8,277,645.75	(11,129.25)	(9,470.60)	5.16	4.96
FHMS K756 A2 DTD 07/01/2024 4.963% 05/01/2031	3137HDVA5	100,000,000.00	JPMorgan		102.27	102,274,200.00	278,700.00	341,861.30	5.35	4.57
FHMS K757 A2 DTD 10/01/2024 4.456% 08/01/2031	3137HH5X5	50,000,000.00	Barclays		99.47	49,734,250.00	(1,264,300.00)	(1,246,519.15)	5.61	4.58
FHMS K758 A2 DTD 11/01/2024 4.680% 10/01/2031	3137HHJF9	50,000,000.00	BOFAML		100.67	50,334,600.00	774,900.00	773,387.70	5.73	4.60

<b>Security Type Sub-Total</b>		<b>3,410,803,250.15</b>				<b>3,361,764,171.10</b>	<b>9,636,235.96</b>	<b>7,254,220.32</b>	<b>3.41</b>	<b>4.59</b>
--------------------------------	--	-------------------------	--	--	--	-------------------------	---------------------	---------------------	-------------	-------------

<b>Federal Agency Bond / Note</b>										
FEDERAL HOME LOAN BANK DTD 11/06/2014 2.750% 12/13/2024	3130A3GE8	10,000,000.00	Jefferie		99.94	9,993,940.00	(521,690.00)	(9,482.32)	0.04	4.60
FEDERAL HOME LOAN BANK DTD 11/06/2014 2.750% 12/13/2024	3130A3GE8	25,000,000.00	INTL_FCS		99.94	24,984,850.00	(1,399,650.00)	(24,339.16)	0.04	4.60
FEDERAL HOME LOAN BANK DTD 11/06/2014 2.750% 12/13/2024	3130A3GE8	25,000,000.00	WellsFar		99.94	24,984,850.00	(1,302,650.00)	(23,695.35)	0.04	4.60
FEDERAL HOME LOAN BANK DTD 12/22/2021 1.000% 12/20/2024	3130AOF40	25,000,000.00	WellsFar		99.82	24,954,850.00	1,313,350.00	(15,447.47)	0.05	4.45



**Managed Account Fair Market Value & Analytics**

For the Month Ending **November 30, 2024**

**SAN BERNARDINO COUNTY - 76990800**

<b>Security Type/Description</b>	<b>CUSIP</b>	<b>Par</b>	<b>Broker</b>	<b>Next Call Date</b>	<b>Market Price</b>	<b>Market Value</b>	<b>Unreal G/L On Cost</b>	<b>Unreal G/L Amort Cost</b>	<b>Effective Duration</b>	<b>YTM at Mkt</b>
<b>Federal Agency Bond / Note</b>										
FEDERAL HOME LOAN BANK DTD 12/22/2021 1.000% 12/20/2024	3130AOF40	25,000,000.00	Barclays		99.82	24,954,850.00	1,289,850.00	(15,961.28)	0.05	4.45
FEDERAL FARM CREDIT BANK DTD 01/11/2022 1.125% 01/06/2025	3133ENKS8	38,000,000.00	JPMorgan		99.66	37,870,990.00	(43,510.00)	(126,226.28)	0.10	4.65
FANNIE MAE DTD 01/10/2020 1.625% 01/07/2025	3135G0X24	75,000,000.00	Barclays		99.70	74,777,400.00	16,650.00	(217,807.01)	0.11	5.31
FEDERAL HOME LOAN BANK DTD 06/06/2024 5.235% 02/03/2025	3130B1PG6	150,000,000.00	DIRECT		100.10	150,149,400.00	149,400.00	149,400.00	0.18	4.68
FREDDIE MAC DTD 02/14/2020 1.500% 02/12/2025	3137EAEP0	50,000,000.00	WellsFar		99.40	49,702,250.00	(259,250.00)	(296,229.70)	0.20	5.32
FEDERAL FARM CREDIT BANK DTD 02/15/2022 1.750% 02/14/2025	3133ENPG9	30,000,000.00	WellsFar		99.44	29,832,570.00	(87,330.00)	(162,010.82)	0.20	5.16
FEDERAL FARM CREDIT BANK DTD 02/21/2023 4.750% 02/21/2025	3133EPBH7	75,000,000.00	WellsFar		100.03	75,022,950.00	(724,800.00)	(66,600.89)	0.23	4.64
FEDERAL HOME LOAN BANK DTD 03/03/2023 5.000% 02/28/2025	3130AV7L0	23,000,000.00	WellsFar		100.10	23,022,586.00	52,946.00	26,280.26	0.25	5.05
FEDERAL HOME LOAN BANK DTD 09/30/2024 4.290% 03/03/2025	3130B2Y58	100,000,000.00	GREATPAC		99.94	99,941,100.00	(58,900.00)	(58,900.00)	0.26	4.50
FEDERAL HOME LOAN BANK DTD 02/17/2015 2.375% 03/14/2025	3130A4CH3	25,840,000.00	DAIW		99.27	25,651,368.00	(1,006,726.40)	(233,028.06)	0.28	5.25
FEDERAL FARM CREDIT BANK DTD 03/28/2023 4.000% 03/28/2025	3133EPER2	50,000,000.00	TorontoD		99.82	49,910,750.00	124,350.00	(54,540.00)	0.32	4.56
FANNIE MAE DTD 04/24/2020 0.625% 04/22/2025	3135G03U5	50,000,000.00	Citigrou		98.53	49,264,500.00	(632,500.00)	(727,422.69)	0.38	5.28
FEDERAL HOME LOAN BANK DTD 09/09/2024 4.400% 05/01/2025	3130B2MV4	50,000,000.00	GREATPAC		100.00	50,000,900.00	900.00	900.00	0.42	4.40
FREDDIE MAC (CALLABLE) DTD 05/06/2020 0.700% 05/06/2025	3134GVPR3	25,000,000.00	PiperJaf		98.39	24,597,400.00	(402,600.00)	(402,600.00)	0.43	4.53
FEDERAL HOME LOAN BANK DTD 11/15/2024 4.310% 06/02/2025	3130B3RC9	61,000,000.00	GREATPAC		99.97	60,982,371.00	(17,629.00)	(17,629.00)	0.50	4.38
FEDERAL HOME LOAN BANK DTD 06/12/2023 4.625% 06/06/2025	3130AWER7	41,000,000.00	Citigrou		100.10	41,039,196.00	73,226.00	48,013.30	0.50	4.45
FANNIE MAE DTD 06/19/2020 0.500% 06/17/2025	3135G04Z3	50,000,000.00	WellsFar		97.86	48,929,850.00	(966,650.00)	(1,058,867.46)	0.53	4.61

**Managed Account Fair Market Value & Analytics**

For the Month Ending **November 30, 2024**

**SAN BERNARDINO COUNTY - 76990800**

<b>Security Type/Description</b>	<b>Dated Date/Coupon/Maturity</b>	<b>CUSIP</b>	<b>Par</b>	<b>Broker</b>	<b>Next Call Date</b>	<b>Market Price</b>	<b>Market Value</b>	<b>Unreal G/L On Cost</b>	<b>Unreal G/L Amort Cost</b>	<b>Effective Duration</b>	<b>YTM at Mkt</b>
<b>Federal Agency Bond / Note</b>											
FEDERAL HOME LOAN BANK DTD 09/30/2024 3.960% 07/01/2025		3130B2Y74	100,000,000.00	GREATPAC		99.77	99,767,300.00	(232,700.00)	(232,700.00)	0.58	4.39
FREDDIE MAC DTD 07/23/2020 0.375% 07/21/2025		3137EAEU9	45,000,000.00	WellsFar		97.49	43,870,095.00	(905,805.00)	(1,101,238.15)	0.63	4.45
FANNIE MAE DTD 08/27/2020 0.375% 08/25/2025		3135G05X7	50,000,000.00	Barclays		97.14	48,569,650.00	(1,196,350.00)	(1,395,991.82)	0.72	4.38
FREDDIE MAC (CALLABLE) DTD 09/02/2020 0.550% 09/02/2025		3134GWA22	19,900,000.00	Oppenhei		97.18	19,338,223.00	(561,777.00)	(561,777.00)	0.75	4.42
FEDERAL HOME LOAN BANK DTD 09/11/2020 0.375% 09/04/2025		3130AK5E2	14,000,000.00	WellsFar		97.03	13,584,788.00	(373,212.00)	(408,817.13)	0.75	4.39
FREDDIE MAC DTD 09/25/2020 0.375% 09/23/2025		3137EAEX3	20,000,000.00	Citigrou		96.82	19,363,580.00	(576,220.00)	(626,643.36)	0.80	4.03
FANNIE MAE DTD 11/12/2020 0.500% 11/07/2025		3135G06G3	45,000,000.00	Barclays		96.46	43,408,935.00	(1,429,965.00)	(1,560,909.23)	0.92	4.41
FEDERAL HOME LOAN BANK (CALLABLE) DTD 02/24/2021 0.750% 02/24/2026		3130ALCV4	58,700,000.00	Citigrou	02/24/25	95.73	56,191,690.30	3,172,676.30	(236,940.75)	1.21	4.38
FEDERAL HOME LOAN BANK DTD 03/01/2023 4.500% 03/13/2026		3130AV6J6	50,000,000.00	WellsFar		100.22	50,112,400.00	(910,100.00)	(334,520.53)	1.23	4.34
FEDERAL HOME LOAN BANK DTD 05/10/2019 2.500% 06/12/2026		3130AGFP5	49,535,000.00	MorganSt		97.41	48,253,232.34	832,732.88	(260,654.77)	1.47	4.30
FEDERAL HOME LOAN BANK (CALLABLE) DTD 09/29/2021 0.900% 06/29/2026		3130ANXZ8	50,000,000.00	TorontoD	12/29/24	94.73	47,364,150.00	2,211,650.00	(229,049.30)	1.53	4.42
FEDERAL FARM CREDIT BANK DTD 08/14/2023 4.500% 08/14/2026		3133EPSW6	50,000,000.00	DAIW		100.49	50,243,350.00	358,350.00	308,623.15	1.61	4.20
FEDERAL HOME LOAN BANK (CALLABLE) DTD 09/30/2021 1.030% 09/30/2026		3130APAZ8	50,000,000.00	Citigrou	12/30/24	94.28	47,139,700.00	1,764,700.00	(388,381.50)	1.77	4.35
FEDERAL HOME LOAN BANK DTD 10/11/2024 4.000% 10/09/2026		3130B3A29	10,000,000.00	Barclays		99.73	9,972,930.00	(24,970.00)	(25,122.71)	1.77	4.19
FEDERAL HOME LOAN BANK (CALLABLE) DTD 10/26/2021 1.250% 10/26/2026		3130APJ55	34,770,000.00	Citigrou	01/26/25	94.40	32,821,384.89	1,594,447.89	(136,069.81)	1.83	4.39
FEDERAL HOME LOAN BANK (CALLABLE) DTD 10/26/2021 1.250% 10/26/2026		3130APJ55	48,940,000.00	Citigrou	01/26/25	94.40	46,197,255.58	2,096,198.08	(291,061.27)	1.83	4.39
FEDERAL HOME LOAN BANK (CALLABLE) DTD 11/23/2021 1.500% 11/23/2026		3130APVJ1	50,000,000.00	Citigrou	12/23/24	94.69	47,344,100.00	2,289,100.00	(65,142.09)	1.88	4.37

**Managed Account Fair Market Value & Analytics**

For the Month Ending **November 30, 2024**

**SAN BERNARDINO COUNTY - 76990800**

<b>Security Type/Description</b> <b>Dated Date/Coupon/Maturity</b>	<b>CUSIP</b>	<b>Par</b>	<b>Broker</b>	<b>Next Call Date</b>	<b>Market Price</b>	<b>Market Value</b>	<b>Unreal G/L On Cost</b>	<b>Unreal G/L Amort Cost</b>	<b>Effective Duration</b>	<b>YTM at Mkt</b>
<b>Federal Agency Bond / Note</b>										
FANNIE MAE (CALLABLE) DTD 12/18/2020 0.875% 12/18/2026	3135G06L2	44,500,000.00	DIRECT	12/18/24	93.40	41,561,220.00	2,459,070.00	(193,289.69)	1.97	4.32
FEDERAL HOME LOAN BANK DTD 12/22/2021 1.250% 12/21/2026	3130AQF65	50,000,000.00	WellsFar		94.46	47,231,200.00	2,697,200.00	1,638.36	1.99	4.13
FEDERAL HOME LOAN BANK (CALLABLE) DTD 12/30/2020 0.600% 12/30/2026	3130AKK88	39,805,000.00	Citigrou	12/30/24	92.65	36,879,531.52	1,876,208.67	(253,509.69)	2.01	4.37
FEDERAL HOME LOAN BANK DTD 01/29/2024 4.125% 01/15/2027	3130AYPNO	10,000,000.00	Citigrou		100.09	10,008,940.00	31,440.00	25,335.42	1.99	4.12
FEDERAL HOME LOAN BANK (CALLABLE) DTD 02/26/2021 1.000% 02/26/2027	3130ALDA9	22,500,000.00	INCA	02/26/25	92.99	20,923,582.50	991,957.50	(165,126.12)	2.14	4.36
FEDERAL HOME LOAN BANK (CALLABLE) DTD 02/26/2021 1.115% 02/26/2027	3130ALGL2	25,000,000.00	LoopCapM	02/26/25	93.38	23,346,150.00	1,040,650.00	(179,293.58)	2.13	4.28
FEDERAL HOME LOAN BANK (CALLABLE) DTD 02/26/2021 0.920% 02/26/2027	3130ALCE2	25,000,000.00	Citigrou	02/26/25	92.93	23,231,400.00	1,136,400.00	(166,870.55)	2.15	4.31
FEDERAL HOME LOAN BANK (CALLABLE) DTD 02/26/2021 1.115% 02/26/2027	3130ALGL2	25,510,000.00	LoopCapM	02/26/25	93.38	23,822,411.46	1,149,123.46	(128,849.18)	2.13	4.28
FEDERAL HOME LOAN BANK (CALLABLE) DTD 02/26/2021 0.900% 02/26/2027	3130AL5A8	37,400,000.00	LoopCapM	02/26/25	92.88	34,735,923.20	2,242,803.20	(13,044.32)	2.15	4.31
FEDERAL HOME LOAN BANK DTD 04/11/2024 4.750% 04/09/2027	3130B0TY5	20,000,000.00	WellsFar		101.47	20,294,740.00	347,540.00	336,846.71	2.20	4.13
FEDERAL FARM CREDIT BANK DTD 01/06/2023 4.000% 01/06/2028	3133EN5N6	50,000,000.00	DAIW		99.42	49,712,250.00	(202,750.00)	(235,097.22)	2.84	4.24
FEDERAL HOME LOAN BANK DTD 07/14/2023 4.000% 06/30/2028	3130AWN63	15,000,000.00	WellsFar		99.85	14,978,130.00	18,030.00	6,926.85	3.25	4.04
FEDERAL FARM CREDIT BANK (CALLABLE) DTD 09/20/2021 1.300% 09/20/2028	3133EM5P3	33,652,000.00	WellsFar		89.68	30,178,945.34	852,909.94	(449,958.42)	3.51	4.32
FANNIE MAE (CALLABLE) DTD 09/25/2020 0.810% 09/25/2028	3136G43D3	25,000,000.00	Citigrou	09/25/25	87.71	21,928,450.00	683,950.00	(453,560.65)	3.63	4.39

<b>Security Type Sub-Total</b>		<b>2,173,052,000.00</b>				<b>2,122,944,559.13</b>	<b>19,030,075.52</b>	<b>(12,700,442.28)</b>	<b>0.99</b>	<b>4.52</b>
--------------------------------	--	-------------------------	--	--	--	-------------------------	----------------------	------------------------	-------------	-------------

**Corporate Note**

JOHN DEERE CAPITAL CORP DTD 01/10/2022 1.250% 01/10/2025	24422EVY2	10,000,000.00	RBC Capi		99.60	9,960,180.00	(35,120.00)	(39,650.27)	0.11	5.15
---	-----------	---------------	----------	--	-------	--------------	-------------	-------------	------	------

**Managed Account Fair Market Value & Analytics**

For the Month Ending **November 30, 2024**

**SAN BERNARDINO COUNTY - 76990800**

<b>Security Type/Description</b>	<b>Dated Date/Coupon/Maturity</b>	<b>CUSIP</b>	<b>Par</b>	<b>Broker</b>	<b>Next Call Date</b>	<b>Market Price</b>	<b>Market Value</b>	<b>Unreal G/L On Cost</b>	<b>Unreal G/L Amort Cost</b>	<b>Effective Duration</b>	<b>YTM at Mkt</b>
<b>Corporate Note</b>											
TOYOTA MOTOR CREDIT CORP DTD 01/12/2023 4.800% 01/10/2025		89236TKN4	15,000,000.00	Barclays		99.99	14,998,440.00	4,890.00	(1,209.65)	0.11	4.85
JOHN DEERE CAPITAL CORP DTD 03/07/2022 2.125% 03/07/2025		24422EWB1	7,000,000.00	SUMITR		99.33	6,953,044.00	(43,946.00)	(46,688.44)	0.26	4.67
AMAZON.COM INC DTD 04/13/2022 3.000% 04/13/2025		023135CE4	50,000,000.00	JPMorgan		99.40	49,699,500.00	(221,000.00)	(290,783.30)	0.36	4.66
BANK OF NY MELLON CORP (CALLABLE) DTD 04/26/2022 3.350% 04/25/2025		06406RBC0	50,000,000.00	Citigrou	03/25/25	99.41	49,705,550.00	(287,450.00)	(293,515.80)	0.39	4.85
JOHN DEERE CAPITAL CORP DTD 06/08/2023 4.950% 06/06/2025		24422EWW5	5,000,000.00	JPMorgan		100.19	5,009,660.00	12,460.00	10,381.45	0.49	5.40
MET TOWER GLOBAL FUNDING DTD 06/13/2022 3.700% 06/13/2025		58989V2E3	35,000,000.00	JPMorgan		99.53	34,835,745.00	(129,955.00)	(158,157.20)	0.52	4.60
TOYOTA MOTOR CREDIT CORP DTD 06/30/2022 3.950% 06/30/2025		89236TKC8	15,000,000.00	BOFAML		99.59	14,938,935.00	(46,815.00)	(58,307.36)	0.56	4.66
JOHN DEERE CAPITAL CORP DTD 09/08/2022 4.050% 09/08/2025		24422EWJ4	7,000,000.00	CACIB		99.63	6,974,072.00	(22,428.00)	(25,030.31)	0.75	4.54
WALMART INC DTD 09/09/2022 3.900% 09/09/2025		931142EW9	5,000,000.00	Barclays		99.61	4,980,380.00	(16,120.00)	(18,719.07)	0.75	4.42
NESTLE HOLDINGS INC DTD 09/13/2022 4.000% 09/12/2025		641062BA1	5,000,000.00	BOFAML		99.63	4,981,345.00	(17,005.00)	(18,225.30)	0.76	4.48
TOYOTA MOTOR CREDIT CORP DTD 11/10/2022 5.400% 11/10/2025		89236TKK0	25,000,000.00	RBC Capi		100.73	25,181,325.00	210,825.00	190,584.72	0.92	4.60
AMAZON.COM INC DTD 12/01/2022 4.600% 12/01/2025		023135CN4	25,000,000.00	JPMorgan		100.23	25,057,750.00	59,250.00	58,250.00	0.97	4.36
MET LIFE GLOB FUNDING I DTD 01/06/2023 5.000% 01/06/2026		592179KD6	15,000,000.00	BOFAML		100.45	15,067,995.00	67,995.00	67,995.00	1.05	4.63
JOHN DEERE CAPITAL CORP DTD 01/09/2023 4.800% 01/09/2026		24422EWPO	15,000,000.00	RBC Capi		100.31	15,046,290.00	53,340.00	48,888.06	1.05	4.51
WELLS FARGO BANK NA (CALLABLE) DTD 01/23/2024 4.811% 01/15/2026		94988J6H5	30,000,000.00	WellsFar	12/14/25	100.30	30,089,700.00	89,700.00	89,700.00	1.01	4.53
PROCTER & GAMBLE CO/THE DTD 01/26/2023 4.100% 01/26/2026		742718FY0	10,000,000.00	Citigrou		99.79	9,978,630.00	(14,670.00)	(18,795.46)	1.11	4.32
JOHN DEERE CAPITAL CORP DTD 03/07/2024 4.950% 03/06/2026		24422EXK0	10,000,000.00	Barclays		100.58	10,057,930.00	61,830.00	60,432.78	1.20	4.47

**Managed Account Fair Market Value & Analytics**

For the Month Ending **November 30, 2024**

**SAN BERNARDINO COUNTY - 76990800**

<b>Security Type/Description</b> <b>Dated Date/Coupon/Maturity</b>	<b>CUSIP</b>	<b>Par</b>	<b>Broker</b>	<b>Next Call Date</b>	<b>Market Price</b>	<b>Market Value</b>	<b>Unreal G/L On Cost</b>	<b>Unreal G/L Amort Cost</b>	<b>Effective Duration</b>	<b>YTM at Mkt</b>
<b>Corporate Note</b>										
WALMART INC (CALLABLE) DTD 04/18/2023 4.000% 04/15/2026	931142FA6	15,000,000.00	MIZU	03/15/26	99.60	14,939,490.00	(53,910.00)	(57,482.70)	1.28	4.30
APPLE INC (CALLABLE) DTD 05/10/2023 4.421% 05/08/2026	037833ES5	30,000,000.00	Barclays		99.90	29,969,280.00	(30,720.00)	(30,720.00)	0.48	4.49
TOYOTA MOTOR CREDIT CORP DTD 05/18/2023 4.450% 05/18/2026	89236TKT1	25,000,000.00	MorganSt		99.98	24,993,750.00	8,250.00	825.47	1.40	4.47
JOHN DEERE CAPITAL CORP DTD 06/08/2023 4.750% 06/08/2026	24422EWX3	5,000,000.00	JPMorgan		100.58	5,028,795.00	31,695.00	30,263.80	1.42	4.35
WELLS FARGO BANK NA (CALLABLE) DTD 12/11/2023 5.254% 12/11/2026	94988J6F9	40,000,000.00	WellsFar	11/09/26	101.30	40,519,520.00	519,520.00	519,520.00	1.81	4.58
MET TOWER GLOBAL FUNDING DTD 01/16/2024 4.850% 01/16/2027	58989V2G8	20,000,000.00	BOFAML		100.75	20,149,120.00	166,320.00	161,525.72	1.97	4.48
JOHN DEERE CAPITAL CORP DTD 03/07/2024 4.850% 03/05/2027	24422EXM6	10,000,000.00	Barclays		101.03	10,102,800.00	112,100.00	109,927.77	2.10	4.36

<b>Security Type Sub-Total</b>		<b>479,000,000.00</b>				<b>479,219,226.00</b>	<b>479,036.00</b>	<b>291,009.91</b>	<b>0.89</b>	<b>4.59</b>
--------------------------------	--	-----------------------	--	--	--	-----------------------	-------------------	-------------------	-------------	-------------

<b>Commercial Paper</b>										
CHARIOT FUNDING LLC DTD 10/30/2024 0.000% 12/02/2024	15963TM22	50,000,000.00	JPMorgan		99.96	49,980,900.00	192,011.00	(12,502.78)	0.01	4.53
TOYOTA MOTOR CREDIT CORP DTD 07/01/2024 0.000% 01/08/2025	89233GN85	50,000,000.00	ToyotaMo		99.49	49,744,050.00	1,129,466.66	21,133.33	0.11	4.59
METLIFE SHORT TERM FUND DTD 09/05/2024 0.000% 01/21/2025	59157TNM1	30,265,000.00	JPMorgan		99.33	30,062,436.35	353,732.27	4,524.61	0.15	4.62
CRC FUNDING LLC DTD 09/27/2024 0.000% 01/22/2025	12619TNN0	50,000,000.00	Citigrou		99.30	49,652,450.00	399,950.00	(15,327.78)	0.15	4.61
METLIFE SHORT TERM FUND DTD 07/31/2024 0.000% 02/03/2025	59157TP31	50,000,000.00	Citigrou		99.17	49,585,850.00	357,405.55	(15,927.78)	0.19	4.87
CHARIOT FUNDING LLC DTD 11/19/2024 0.000% 02/03/2025	15963TP37	50,000,000.00	JPMorgan		99.15	49,574,500.00	60,055.50	(16,611.16)	0.18	4.63
BOFA SECURITIES INC DTD 05/30/2024 0.000% 02/03/2025	06054NP39	100,000,000.00	BOFAML		99.16	99,155,900.00	2,842,483.33	103,455.56	0.18	4.59
CHARIOT FUNDING LLC DTD 11/25/2024 0.000% 02/05/2025	15963TP52	50,000,000.00	JPMorgan		99.12	49,561,850.00	24,850.00	(13,733.33)	0.18	4.63

**Managed Account Fair Market Value & Analytics**

For the Month Ending **November 30, 2024**

**SAN BERNARDINO COUNTY - 76990800**

<b>Security Type/Description</b> <b>Dated Date/Coupon/Maturity</b>	<b>CUSIP</b>	<b>Par</b>	<b>Broker</b>	<b>Next Call Date</b>	<b>Market Price</b>	<b>Market Value</b>	<b>Unreal G/L On Cost</b>	<b>Unreal G/L Amort Cost</b>	<b>Effective Duration</b>	<b>YTM at Mkt</b>
<b>Commercial Paper</b>										
TOYOTA MOTOR CREDIT CORP DTD 09/23/2024 0.000% 03/03/2025	89233GO33	50,000,000.00	ToyotaMo		98.80	49,401,150.00	392,261.11	(28,961.11)	0.26	4.60
METLIFE SHORT TERM FUND DTD 09/05/2024 0.000% 03/03/2025	59157TQ30	50,000,000.00	BOFAML		98.83	49,416,950.00	29,450.00	(8,050.00)	0.26	4.84
CHARIOT FUNDING LLC DTD 11/25/2024 0.000% 03/05/2025	15963TO51	50,000,000.00	JPMorgan		98.77	49,386,150.00	25,039.00	(13,294.34)	0.26	4.61
TOYOTA MOTOR CREDIT CORP DTD 10/01/2024 0.000% 05/01/2025	89233GS15	50,000,000.00	ToyotaMo		98.07	49,035,100.00	298,169.44	(60,997.23)	0.42	4.59
METLIFE SHORT TERM FUND DTD 11/08/2024 0.000% 05/02/2025	59157TS20	50,000,000.00	BOFAML		98.11	49,056,900.00	101,900.00	(14,211.11)	0.42	4.46
CRC FUNDING LLC DTD 11/14/2024 0.000% 05/16/2025	12619TSG0	50,000,000.00	Citigrou		97.89	48,942,550.00	63,786.11	(17,644.44)	0.45	4.64
CITIGROUP GLOBAL MARKETS DTD 11/26/2024 0.000% 05/20/2025	17327ASL2	50,000,000.00	Citigrou		97.85	48,924,850.00	19,600.00	(5,566.67)	0.46	4.55
TOYOTA MOTOR CREDIT CORP DTD 10/29/2024 0.000% 05/29/2025	89233GSV9	50,000,000.00	ToyotaMo		97.73	48,864,000.00	173,958.33	(24,708.34)	0.49	4.58
<b>Security Type Sub-Total</b>		<b>830,265,000.00</b>				<b>820,345,586.35</b>	<b>6,464,118.30</b>	<b>(118,422.57)</b>	<b>0.26</b>	<b>4.62</b>
<b>Certificate of Deposit</b>										
BANK OF AMERICA NA DTD 10/03/2024 4.400% 05/01/2025	06051WPY4	50,000,000.00	BOFAML		99.90	49,952,050.00	(47,950.00)	(47,950.00)	0.41	4.61
BANK OF AMERICA NA DTD 10/03/2024 4.340% 06/02/2025	06051WOA5	50,000,000.00	BOFAML		99.86	49,931,450.00	(68,550.00)	(68,550.00)	0.50	4.58
BANK OF AMERICA NA DTD 10/07/2024 4.470% 06/02/2025	06051WOD9	50,000,000.00	BOFAML		99.93	49,964,400.00	(35,600.00)	(35,600.00)	0.50	4.58
BANK OF AMERICA NA DTD 10/03/2024 4.280% 07/01/2025	06051WPZ1	50,000,000.00	BOFAML		99.80	49,902,450.00	(97,550.00)	(97,550.00)	0.58	4.58
<b>Security Type Sub-Total</b>		<b>200,000,000.00</b>				<b>199,750,350.00</b>	<b>(249,650.00)</b>	<b>(249,650.00)</b>	<b>0.50</b>	<b>4.59</b>
<b>Bank Note</b>										
WELLS FARGO BANK NA (CALLABLE) DTD 08/09/2023 5.550% 08/01/2025	94988J6B8	10,000,000.00	WellsFar	07/01/25	100.54	10,053,740.00	60,940.00	56,166.97	0.57	4.71

**Managed Account Fair Market Value & Analytics**

For the Month Ending **November 30, 2024**

**SAN BERNARDINO COUNTY - 76990800**

Security Type/Description Dated Date/Coupon/Maturity	CUSIP	Par	Broker	Next Call Date	Market Price	Market Value	Unreal G/L On Cost	Unreal G/L Amort Cost	Effective Duration	YTM at Mkt
<b>Bank Note</b>										
CITIBANK NA (CALLABLE) DTD 04/30/2024 5.438% 04/30/2026	17325FBF4	10,000,000.00	Citigrou	03/30/26	101.03	10,102,660.00	102,660.00	102,660.00	1.28	4.68
WELLS FARGO BANK NA (CALLABLE) DTD 08/09/2023 5.450% 08/07/2026	94988J6D4	10,000,000.00	WellsFar	07/07/26	101.36	10,136,070.00	136,870.00	136,519.73	1.52	4.60

<b>Security Type Sub-Total</b>		<b>30,000,000.00</b>				<b>30,292,470.00</b>	<b>300,470.00</b>	<b>295,346.70</b>	<b>1.13</b>	<b>4.66</b>
--------------------------------	--	----------------------	--	--	--	----------------------	-------------------	-------------------	-------------	-------------

<b>Asset-Backed Security</b>										
BMWLT 2023-2 A2 DTD 10/11/2023 5.950% 08/25/2025	055979AB4	163,065.60	JPMorgan		100.08	163,195.08	138.59	307.83	0.07	4.80
HAROT 2023-1 A2 DTD 02/24/2023 5.220% 10/21/2025	43815JAB9	111,862.50	Citigrou		100.02	111,883.76	27.98	23.50	0.06	4.92
MBALT 2023-A A2 DTD 05/24/2023 5.240% 11/17/2025	58768RAB6	540,888.41	JPMorgan		100.03	541,027.42	145.34	141.47	0.05	4.68
BMWLT 2023-1 A3 DTD 02/15/2023 5.160% 11/25/2025	05593AAC3	2,238,288.29	BOFAML		100.08	2,240,078.92	1,843.90	1,809.49	0.15	4.69
HART 2023-A A2A DTD 04/12/2023 5.190% 12/15/2025	448979AB0	140,024.65	BOFAML		100.02	140,052.93	36.37	31.42	0.04	4.71
TAOT 2023-A A2 DTD 01/30/2023 5.050% 01/15/2026	891940AB4	58,816.40	BOFAML		100.01	58,822.34	8.32	6.84	0.04	4.83
TAOT 2021-C A3 DTD 09/27/2021 0.430% 01/15/2026	89239BAC5	1,272,526.29	Barclays		99.48	1,265,904.06	(6,520.81)	(6,595.76)	0.12	4.89
HAROT 2021-4 A3 DTD 11/24/2021 0.880% 01/21/2026	43815GAC3	1,500,815.53	BankofAm		99.03	1,486,245.61	(14,253.54)	(14,483.27)	0.25	6.15
JDOT 2021-B A3 DTD 07/21/2021 0.520% 03/16/2026	47789OAC4	2,051,778.36	SUMITR		99.24	2,036,141.75	(15,453.59)	(15,585.80)	0.19	4.65
JDOT 2023-A A2 DTD 03/02/2023 5.280% 03/16/2026	47800CAB2	2,505,225.04	SUMITR		100.04	2,506,204.58	1,067.48	1,016.92	0.08	4.82
HAROT 2023-3 A2 DTD 08/22/2023 5.710% 03/18/2026	43815OAB3	2,488,884.35	BankofAm		100.21	2,494,225.49	5,576.84	5,460.01	0.21	4.77
TAOT 2021-D A3 DTD 11/15/2021 0.710% 04/15/2026	89238JAC9	1,447,016.41	RBC Capi		99.07	1,433,599.67	(13,385.92)	(13,407.16)	0.23	4.80
HAROT 2023-2 A2 DTD 05/30/2023 5.410% 04/15/2026	437927AB2	1,692,193.68	Barclays		100.15	1,694,682.90	2,590.58	2,537.60	0.22	4.79

**Managed Account Fair Market Value & Analytics**

For the Month Ending **November 30, 2024**

**SAN BERNARDINO COUNTY - 76990800**

<b>Security Type/Description</b>	<b>CUSIP</b>	<b>Par</b>	<b>Broker</b>	<b>Next Call Date</b>	<b>Market Price</b>	<b>Market Value</b>	<b>Unreal G/L On Cost</b>	<b>Unreal G/L Amort Cost</b>	<b>Effective Duration</b>	<b>YTM at Mkt</b>
<b>Asset-Backed Security</b>										
TLOT 2023-A A3 DTD 04/18/2023 4.930% 04/20/2026	89239MAC1	11,742,311.47	Barclays		100.06	11,748,992.84	8,729.23	7,625.82	0.34	4.82
BMWOT 2023-A A2A DTD 07/18/2023 5.720% 04/27/2026	05592XAB6	668,775.59	TD Secur		100.16	669,854.32	1,108.96	1,094.04	0.15	4.71
HART 2021-C A3 DTD 11/17/2021 0.740% 05/15/2026	44935FAD6	808,078.34	SMBC		99.40	803,220.17	(4,677.81)	(4,799.76)	0.15	4.85
TAOT 2023-B A2A DTD 05/23/2023 5.280% 05/15/2026	891941AB2	1,489,203.12	RBC Capi		100.07	1,490,224.71	1,055.99	1,038.41	0.16	4.90
HART 2023-B A2A DTD 07/19/2023 5.770% 05/15/2026	44933XAB3	1,573,898.58	Barclays		100.21	1,577,158.13	3,290.55	3,275.54	0.21	4.82
TAOT 2022-A A3 DTD 01/31/2022 1.230% 06/15/2026	89239KAC5	1,159,051.04	MIZU		99.07	1,148,230.14	(10,623.86)	(10,751.54)	0.27	4.68
JDOT 2023-B A2 DTD 06/28/2023 5.590% 06/15/2026	477920AB8	1,611,400.13	BankofAm		100.14	1,613,586.80	2,281.90	2,236.11	0.19	4.92
MBART 2021-1 A3 DTD 09/22/2021 0.460% 06/15/2026	58772WAC7	2,968,509.02	MIZU		99.16	2,943,659.63	(24,461.11)	(24,723.08)	0.20	4.63
HAROT 2023-4 A2 DTD 11/08/2023 5.870% 06/22/2026	438123AB7	3,479,368.08	JPMorgan		100.39	3,492,958.49	13,859.37	13,750.65	0.35	4.80
TLOT 2024-A A2A DTD 02/27/2024 5.330% 07/20/2026	89238GAB7	1,718,246.28	TD Secur		100.16	1,720,993.76	2,893.36	4,087.42	0.27	4.79
BMWLT 2024-1 A2A DTD 02/14/2024 5.100% 07/27/2026	05611UAB9	4,580,402.04	Barclays		100.19	4,589,059.00	8,750.86	8,715.01	0.41	4.69
TAOT 2023-C A2A DTD 08/15/2023 5.600% 08/17/2026	89231FAB6	1,153,286.67	BNPPSA		100.23	1,155,984.20	2,768.00	2,737.65	0.24	4.68
JDOT 2023-C A2 DTD 09/19/2023 5.760% 08/17/2026	47787CAB9	3,772,489.46	RBC Capi		100.27	3,782,656.32	10,419.62	10,320.19	0.25	4.75
BMWOT 2022-A A3 DTD 05/18/2022 3.210% 08/25/2026	05602RAD3	5,217,330.93	RBC Capi		99.44	5,188,306.92	(28,752.71)	(28,913.86)	0.39	4.66
FORDO 2023-C A2A DTD 11/21/2023 5.680% 09/15/2026	344940AB7	2,319,200.27	SMBC		100.31	2,326,403.71	7,413.78	7,337.26	0.34	4.82
JDOT 2022-A A3 DTD 03/16/2022 2.320% 09/15/2026	47787JAC2	2,661,444.93	BOFAML		99.04	2,635,777.96	(25,078.27)	(25,432.80)	0.42	4.64
TAOT 2022-B A3 DTD 04/13/2022 2.930% 09/15/2026	89238FAD5	5,391,733.96	SUMITR		99.27	5,352,611.54	(38,996.25)	(39,071.38)	0.42	4.70



**Managed Account Fair Market Value & Analytics**

For the Month Ending **November 30, 2024**

**SAN BERNARDINO COUNTY - 76990800**

<b>Security Type/Description</b>	<b>Dated Date/Coupon/Maturity</b>	<b>CUSIP</b>	<b>Par</b>	<b>Broker</b>	<b>Next Call Date</b>	<b>Market Price</b>	<b>Market Value</b>	<b>Unreal G/L On Cost</b>	<b>Unreal G/L Amort Cost</b>	<b>Effective Duration</b>	<b>YTM at Mkt</b>
<b>Asset-Backed Security</b>											
HAROT 2024-1 A2	DTD 02/21/2024 5.360% 09/15/2026	437918AB1	20,000,945.96	SUMITR		100.27	20,054,128.48	55,028.61	54,476.18	0.40	4.76
GMCAR 2023-3 A2A	DTD 07/19/2023 5.740% 09/16/2026	36267KAB3	705,073.85	WellsFar		100.22	706,604.57	1,543.48	1,537.96	0.21	4.78
BMWLT 2023-2 A3	DTD 10/11/2023 5.990% 09/25/2026	055979AC2	3,000,000.00	JPMorgan		100.71	3,021,378.00	21,438.90	21,414.06	0.48	4.56
MBART 2023-2 A2	DTD 10/25/2023 5.920% 11/16/2026	58769FAB1	2,128,270.56	BankofAm		100.37	2,136,106.85	7,931.64	7,899.11	0.29	4.70
GMCAR 2023-4 A2A	DTD 10/11/2023 5.890% 11/16/2026	379930AB6	2,790,863.70	BMO		100.36	2,800,841.04	10,243.31	10,147.28	0.31	4.80
TAOT 2023-D A2A	DTD 11/14/2023 5.800% 11/16/2026	89239FAB8	4,075,632.12	JPMorgan		100.37	4,090,589.69	15,019.11	14,995.21	0.37	4.88
HART 2022-B A3	DTD 07/20/2022 3.720% 11/16/2026	44918MAD2	6,126,870.45	Barclays		99.58	6,101,211.12	(25,656.88)	(25,658.22)	0.45	4.68
HAROT 2024-2 A2	DTD 05/21/2024 5.480% 11/18/2026	437930AB6	11,500,000.00	Citigrou		100.42	11,547,978.00	48,193.05	48,148.92	0.56	4.79
MBALT 2024-B A2A	DTD 09/25/2024 4.570% 12/15/2026	58769GAB9	2,500,000.00	MUFG		100.00	2,499,895.00	(24.00)	(32.13)	0.64	4.64
TAOT 2024-A A2A	DTD 01/30/2024 5.130% 12/15/2026	89238DAB4	14,603,286.79	BankofAm		100.13	14,622,592.34	19,929.11	19,756.95	0.38	4.83
HART 2023-C A2A	DTD 11/13/2023 5.800% 01/15/2027	44918CAB8	3,610,507.16	BNPPSA		100.42	3,625,674.90	15,336.71	15,282.83	0.40	4.80
FORDO 2024-A A2A	DTD 03/19/2024 5.320% 01/15/2027	34535EAB8	9,929,415.76	JPMorgan		100.29	9,958,479.16	29,411.92	29,321.90	0.49	4.78
MBALT 2023-A A3	DTD 05/24/2023 4.740% 01/15/2027	58768RAC4	20,000,000.00	JPMorgan		100.04	20,007,280.00	7,976.00	7,685.62	0.51	4.72
BMWLT 2024-2 A2A	DTD 10/07/2024 4.290% 01/25/2027	05613MAB5	8,000,000.00	Citigrou		99.74	7,979,200.00	(20,105.60)	(20,160.33)	0.94	4.61
JDOT 2024-A A2A	DTD 03/19/2024 5.190% 02/16/2027	47800RAB9	3,294,204.83	Citigrou		100.26	3,302,888.35	8,876.89	8,825.88	0.49	4.70
GMCAR 2024-1 A2A	DTD 01/17/2024 5.120% 02/16/2027	36268GAB1	5,569,599.83	Barclays		100.19	5,580,081.81	10,596.72	10,563.23	0.41	4.71
JDOT 2022-B A3	DTD 07/20/2022 3.740% 02/16/2027	47800AAC4	5,579,724.26	RBC Capi		99.39	5,545,487.07	(33,704.32)	(33,979.82)	0.58	4.83

**Managed Account Fair Market Value & Analytics**

For the Month Ending **November 30, 2024**

**SAN BERNARDINO COUNTY - 76990800**

<b>Security Type/Description</b>	<b>CUSIP</b>	<b>Par</b>	<b>Broker</b>	<b>Next Call Date</b>	<b>Market Price</b>	<b>Market Value</b>	<b>Unreal G/L On Cost</b>	<b>Unreal G/L Amort Cost</b>	<b>Effective Duration</b>	<b>YTM at Mkt</b>
<b>Asset-Backed Security</b>										
MBALT 2024-A A2A DTD 05/23/2024 5.440% 02/16/2027	58770JAB0	7,000,000.00	MIZU		100.46	7,031,906.00	32,593.40	32,458.29	0.73	4.89
TLOT 2024-B A2A DTD 09/17/2024 4.310% 02/22/2027	891943AB8	4,000,000.00	JPMorgan		99.72	3,988,896.00	(10,589.20)	(10,638.07)	1.08	4.63
HAROT 2024-3 A2 DTD 08/21/2024 4.890% 02/22/2027	43813YAB8	7,250,000.00	JPMorgan		100.22	7,266,102.25	16,669.92	16,605.65	0.79	4.66
BMWOT 2024-A A2A DTD 06/11/2024 5.420% 02/25/2027	096919AB1	12,000,000.00	JPMorgan		100.38	12,045,672.00	45,915.60	45,873.50	0.55	4.79
HAROT 2024-4 A2 DTD 10/24/2024 4.560% 03/15/2027	43816DAB1	7,000,000.00	BOFAML		99.95	6,996,549.00	(2,973.60)	(2,995.41)	0.84	4.66
TAOT 2024-B A2A DTD 04/30/2024 5.410% 03/15/2027	89237NAB3	11,269,945.06	SMBC		100.35	11,309,806.86	40,672.11	40,515.48	0.50	4.76
GMCAR 2024-2 A2A DTD 04/10/2024 5.330% 03/16/2027	379931AB4	5,269,942.74	BNPPSA		100.31	5,286,506.17	16,911.77	16,835.70	0.46	4.71
BMWLT 2024-1 A3 DTD 02/14/2024 4.980% 03/25/2027	05611UAD5	16,000,000.00	Barclays		100.55	16,088,416.00	88,812.80	120,595.54	1.21	4.58
HART 2024-A A2A DTD 03/20/2024 5.290% 04/15/2027	448973AB3	4,889,380.97	BankofAm		100.30	4,903,887.76	14,565.46	14,550.31	0.54	4.80
FORDO 2024-B A2A DTD 06/24/2024 5.400% 04/15/2027	34531OAB5	7,500,000.00	BNP Sec		100.46	7,534,342.50	34,903.50	34,809.07	0.68	4.79
HART 2023-A A3 DTD 04/12/2023 4.580% 04/15/2027	448979AD6	14,000,000.00	BOFAML		99.95	13,992,818.00	(5,815.60)	(6,373.33)	0.66	4.70
TLOT 2024-A A3 DTD 02/27/2024 5.250% 04/20/2027	89238GAD3	3,500,000.00	TD Secur		100.78	3,527,184.50	27,332.20	30,058.04	1.17	4.67
HAROT 2023-1 A3 DTD 02/24/2023 5.040% 04/21/2027	43815JAC7	6,500,000.00	Citigrou		100.26	6,517,108.00	18,315.70	17,801.80	0.73	4.73
AMXCA 2022-2 A DTD 05/24/2022 3.390% 05/15/2027	02582JJT8	20,000,000.00	Barclays		99.44	19,887,980.00	(107,596.00)	(109,836.40)	0.44	4.68
TAOT 2024-C A2A DTD 07/30/2024 5.160% 05/17/2027	89237OAB6	5,750,000.00	MUFG		100.38	5,771,752.25	21,806.87	21,792.04	0.68	4.66
JDOT 2024-B A2A DTD 06/18/2024 5.420% 05/17/2027	47786WAB6	21,000,000.00	RBC Capi		100.61	21,128,268.00	129,486.00	129,281.90	0.69	4.60
MBART 2024-1 A2A DTD 01/24/2024 5.060% 05/17/2027	587918AB9	32,733,461.32	Citigrou		100.13	32,777,520.56	47,692.65	46,780.57	0.40	4.78

**Managed Account Fair Market Value & Analytics**

For the Month Ending **November 30, 2024**

**SAN BERNARDINO COUNTY - 76990800**

<b>Security Type/Description</b>	<b>Dated Date/Coupon/Maturity</b>	<b>CUSIP</b>	<b>Par</b>	<b>Broker</b>	<b>Next Call Date</b>	<b>Market Price</b>	<b>Market Value</b>	<b>Unreal G/L On Cost</b>	<b>Unreal G/L Amort Cost</b>	<b>Effective Duration</b>	<b>YTM at Mkt</b>
<b>Asset-Backed Security</b>											
HART 2024-B A2A	DTD 07/24/2024 5.150% 06/15/2027	44934OAB7	4,000,000.00	Citigrou		100.33	4,013,108.00	13,269.60	13,250.50	0.78	4.79
JDOT 2022-C A3	DTD 10/19/2022 5.090% 06/15/2027	47800BAC2	23,200,037.95	Citigrou		100.23	23,252,562.83	54,325.20	53,506.69	0.70	4.82
HART 2022-C A3	DTD 11/09/2022 5.390% 06/15/2027	44933DAD3	40,854,945.10	SMBC		100.47	41,046,146.24	191,397.25	191,309.41	0.65	4.73
GMCAR 2024-3 A2A	DTD 07/10/2024 5.350% 06/16/2027	38013KAB6	8,000,000.00	RBC Capi		100.47	8,037,208.00	37,228.00	37,208.00	0.64	4.68
FORDO 2024-C A2A	DTD 09/20/2024 4.320% 08/15/2027	34532UAB5	3,500,000.00	Citigrou		99.79	3,492,751.50	(7,108.15)	(7,123.60)	0.95	4.58
TAOT 2024-D A2A	DTD 10/17/2024 4.550% 08/16/2027	89239TAB8	3,100,000.00	MIZU		100.00	3,099,959.70	161.51	148.93	0.91	4.59
JDOT 2024-C A2A	DTD 09/17/2024 4.360% 08/16/2027	477911AB7	3,250,000.00	BOFAML		99.84	3,244,796.75	(4,868.18)	(4,896.61)	0.67	4.64
MBART 2022-1 A3	DTD 11/22/2022 5.210% 08/16/2027	58768PAC8	15,322,593.41	SMBC		100.36	15,377,111.19	57,548.59	56,251.96	0.68	4.74
HART 2024-C A2A	DTD 10/16/2024 4.530% 09/15/2027	448976AB6	3,500,000.00	Barclays		99.97	3,499,062.00	(725.55)	(736.63)	0.89	4.60
TAOT 2023-A A3	DTD 01/30/2023 4.630% 09/15/2027	891940AC2	13,000,000.00	BOFAML		99.99	12,998,778.00	(1,215.50)	(1,218.07)	0.79	4.69
TAOT 2022-D A3	DTD 11/08/2022 5.300% 09/15/2027	89239HAD0	69,901,660.37	RBC Capi		100.51	70,261,164.61	366,403.53	363,469.27	0.80	4.72
FORDO 2024-D A2A	DTD 11/22/2024 4.590% 10/15/2027	34535VAB0	5,000,000.00	Barclays		100.04	5,001,960.00	2,204.00	2,201.75	1.01	4.62
AMXCA 2022-4 A	DTD 11/03/2022 4.950% 10/15/2027	02582JJX9	33,000,000.00	Barclays		100.32	33,104,280.00	105,916.80	105,229.77	0.84	4.62
GMCAR 2024-4 A2A	DTD 10/16/2024 4.530% 10/18/2027	38014AAB7	2,500,000.00	MIZU		99.98	2,499,585.00	(310.75)	(320.65)	0.92	4.59
HAROT 2023-2 A3	DTD 05/30/2023 4.930% 11/15/2027	437927AC0	4,000,000.00	Barclays		100.41	4,016,272.00	16,920.00	16,701.58	1.10	4.61
MBART 2023-1 A3	DTD 01/25/2023 4.510% 11/15/2027	58770AAC7	5,767,983.41	SUMITR		99.89	5,761,638.63	(5,652.62)	(5,919.08)	0.76	4.70
JDOT 2023-A A3	DTD 03/02/2023 5.010% 11/15/2027	47800CAC0	22,000,000.00	SUMITR		100.39	22,086,504.00	90,512.40	89,023.18	0.96	4.65

**Managed Account Fair Market Value & Analytics**

For the Month Ending **November 30, 2024**

**SAN BERNARDINO COUNTY - 76990800**

<b>Security Type/Description</b>	<b>CUSIP</b>	<b>Par</b>	<b>Broker</b>	<b>Next Call Date</b>	<b>Market Price</b>	<b>Market Value</b>	<b>Unreal G/L On Cost</b>	<b>Unreal G/L Amort Cost</b>	<b>Effective Duration</b>	<b>YTM at Mkt</b>
<b>Asset-Backed Security</b>										
CC CIT 2023-A1 A1 DTD 12/11/2023 5.230% 12/08/2027	17305EGW9	9,000,000.00	Citigrou		100.68	9,061,434.00	62,562.60	62,303.31	0.96	4.54
MBALT 2024-A A3 DTD 05/23/2024 5.320% 01/18/2028	58770JAD6	4,000,000.00	MIZU		101.29	4,051,492.00	51,960.00	51,894.88	1.64	4.63
TAOT 2023-B A3 DTD 05/23/2023 4.710% 02/15/2028	891941AD8	12,500,000.00	RBC Capi		100.19	12,523,237.50	23,936.25	23,711.27	1.08	4.58
HAROT 2023-3 A3 DTD 08/22/2023 5.410% 02/18/2028	43815QAC1	6,500,000.00	BankofAm		101.02	6,566,319.50	67,659.80	67,279.11	1.11	4.55
BMWOT 2023-A A3 DTD 07/18/2023 5.470% 02/25/2028	05592XAD2	3,000,000.00	TD Secur		100.89	3,026,805.00	27,336.60	27,178.44	0.94	4.58
JDOT 2023-B A3 DTD 06/28/2023 5.180% 03/15/2028	477920AC6	4,000,000.00	BankofAm		100.65	4,025,928.00	26,595.20	26,393.51	1.18	4.68
DCENT 2023-A1 A DTD 04/11/2023 4.310% 03/15/2028	254683CY9	45,000,000.00	RBC Capi		99.74	44,881,065.00	(116,325.00)	(117,193.01)	1.23	4.56
VZMT 2023-2 A DTD 04/25/2023 4.890% 04/13/2028	92348KBL6	35,000,000.00	RBC Capi		100.08	35,029,365.00	29,914.50	29,737.50	0.92	5.27
TAOT 2023-C A3 DTD 08/15/2023 5.160% 04/17/2028	89231FAD2	2,000,000.00	BNPPSA		100.75	2,014,964.00	15,416.40	15,291.06	1.19	4.58
HART 2023-B A3 DTD 07/19/2023 5.480% 04/17/2028	44933XAD9	5,000,000.00	Barclays		101.04	5,051,810.00	52,027.00	51,964.49	1.11	4.63
JDOT 2023-C A3 DTD 09/19/2023 5.480% 05/15/2028	47787CAC7	6,750,000.00	RBC Capi		101.23	6,833,045.25	83,508.97	83,384.53	1.24	4.56
AMXCA 2023-1 A DTD 06/14/2023 4.870% 05/15/2028	02582JJZ4	14,000,000.00	RBC Capi		100.52	14,073,248.00	74,489.80	74,120.28	1.38	4.54
COMET 2023-A1 A DTD 05/24/2023 4.420% 05/15/2028	14041NGD7	50,000,000.00	RBC Capi		99.93	49,964,750.00	(23,785.00)	(27,286.55)	1.38	4.51
DCENT 2023-A2 A DTD 06/28/2023 4.930% 06/15/2028	254683CZ6	25,000,000.00	BankofAm		100.70	25,174,800.00	178,177.50	177,207.92	1.45	4.50
GM CAR 2023-3 A3 DTD 07/19/2023 5.450% 06/16/2028	36267KAD9	5,000,000.00	WellsFar		100.99	5,049,310.00	49,503.00	49,449.26	1.14	4.64
HAROT 2023-4 A3 DTD 11/08/2023 5.670% 06/21/2028	438123AC5	2,250,000.00	JPMorgan		101.68	2,287,793.25	38,189.47	38,104.10	1.37	4.52
TAOT 2023-D A3 DTD 11/14/2023 5.540% 08/15/2028	89239FAD4	3,250,000.00	JPMorgan		101.57	3,300,973.00	51,323.35	51,244.61	1.49	4.56

**Managed Account Fair Market Value & Analytics**

For the Month Ending **November 30, 2024**

**SAN BERNARDINO COUNTY - 76990800**

<b>Security Type/Description</b>	<b>Dated Date/Coupon/Maturity</b>	<b>CUSIP</b>	<b>Par</b>	<b>Broker</b>	<b>Next Call Date</b>	<b>Market Price</b>	<b>Market Value</b>	<b>Unreal G/L On Cost</b>	<b>Unreal G/L Amort Cost</b>	<b>Effective Duration</b>	<b>YTM at Mkt</b>
<b>Asset-Backed Security</b>											
HAROT 2024-1 A3	DTD 02/21/2024 5.210% 08/15/2028	437918AC9	16,500,000.00	SUMITR		101.05	16,673,299.50	174,017.25	173,854.41	1.49	4.57
HART 2023-C A3	DTD 11/13/2023 5.540% 10/16/2028	44918CAD4	2,750,000.00	BNPPSA		101.56	2,792,847.75	43,209.37	43,134.84	1.48	4.56
TAOT 2024-A A3	DTD 01/30/2024 4.830% 10/16/2028	89238DAD0	12,000,000.00	BankofAm		100.48	12,057,672.00	60,073.20	59,661.32	1.48	4.56
JDOT 2024-A A3	DTD 03/19/2024 4.960% 11/15/2028	47800RAD5	2,700,000.00	Citigrou		100.91	2,724,556.50	24,707.70	25,969.29	1.74	4.53
HAROT 2024-2 A3	DTD 05/21/2024 5.270% 11/20/2028	437930AC4	12,000,000.00	Citigrou		101.34	12,160,248.00	161,706.00	161,534.81	1.74	4.56
GMCAR 2024-1 A3	DTD 01/17/2024 4.850% 12/18/2028	36268GAD7	3,000,000.00	Barclays		100.59	3,017,685.00	18,288.30	18,191.14	1.49	4.50
VZMT 2024-1 A1A	DTD 01/18/2024 5.000% 12/20/2028	92348KCL5	17,000,000.00	BankofAm		100.45	17,076,177.00	76,683.60	76,550.49	1.54	4.78
TAOT 2024-B A3	DTD 04/30/2024 5.330% 01/16/2029	89237NAD9	17,500,000.00	SMBC		101.46	17,755,535.00	258,030.50	257,733.77	1.69	4.53
CHAIT 2024-A1 A	DTD 01/31/2024 4.600% 01/16/2029	161571HV9	65,000,000.00	JPMorgan		100.41	65,269,100.00	278,999.50	277,388.54	1.98	4.44
HART 2024-A A3	DTD 03/20/2024 4.990% 02/15/2029	448973AD9	4,000,000.00	BankofAm		100.79	4,031,784.00	32,666.00	32,541.22	1.78	4.60
BMWOT 2024-A A3	DTD 06/11/2024 5.180% 02/26/2029	096919AD7	11,000,000.00	JPMorgan		101.30	11,143,077.00	144,747.90	144,580.19	1.70	4.48
HART 2024-B A3	DTD 07/24/2024 4.840% 03/15/2029	44934QAD3	3,800,000.00	Citigrou		100.75	3,828,629.20	29,202.62	29,158.03	1.97	4.51
TAOT 2024-C A3	DTD 07/30/2024 4.880% 03/15/2029	89237OAD2	6,500,000.00	MUFG		100.95	6,561,737.00	61,740.90	61,737.00	2.01	4.46
JDOT 2024-B A3	DTD 06/18/2024 5.200% 03/15/2029	47786WAD2	12,500,000.00	RBC Capi		101.53	12,691,562.50	194,006.25	193,768.47	2.00	4.50
FORDO 2024-B A3	DTD 06/24/2024 5.100% 04/15/2029	34531OAD1	7,250,000.00	BNP Sec		101.34	7,347,476.25	97,542.95	97,532.97	1.93	4.46
GMCAR 2024-3 A3	DTD 07/10/2024 5.130% 04/16/2029	38013KAD2	8,000,000.00	RBC Capi		101.21	8,096,904.00	98,135.20	98,030.38	1.91	4.56
<b>Security Type Sub-Total</b>			<b>1,071,250,461.02</b>				<b>1,074,984,394.03</b>	<b>3,834,795.19</b>	<b>3,842,366.06</b>	<b>0.98</b>	<b>4.67</b>

**Managed Account Fair Market Value & Analytics**

For the Month Ending **November 30, 2024**

**SAN BERNARDINO COUNTY - 76990800**

<b>Security Type/Description</b>	<b>CUSIP</b>	<b>Par</b>	<b>Broker</b>	<b>Next Call Date</b>	<b>Market Price</b>	<b>Market Value</b>	<b>Unreal G/L On Cost</b>	<b>Unreal G/L Amort Cost</b>	<b>Effective Duration</b>	<b>YTM at Mkt</b>
<b>Managed Account Sub-Total</b>		<b>14,789,183,750.67</b>				<b>14,546,790,004.95</b>	<b>155,253,639.40</b>	<b>6,617,507.70</b>	<b>1.76</b>	<b>4.56</b>
<b>Securities Sub-Total</b>		<b>\$14,789,183,750.67</b>				<b>\$14,546,790,004.95</b>	<b>\$155,253,639.40</b>	<b>\$6,617,507.70</b>	<b>1.76</b>	<b>4.56%</b>
<b>Accrued Interest</b>						<b>\$52,349,202.88</b>				
<b>Total Investments</b>						<b>\$14,599,139,207.83</b>				

**Managed Account Security Transactions & Interest**

For the Month Ending **November 30, 2024**

**SAN BERNARDINO COUNTY - 76990800**

Transaction Type		Security Description	CUSIP	Par	Principal Proceeds	Accrued Interest	Total	Realized G/L Cost	Realized G/L Amort Cost	Sale Method
Trade	Settle									
<b>BUY</b>										
11/01/24	11/01/24	CREDIT AGRICOLE CIB NY DTD 11/01/2024 0.000% 11/04/2024	22533TL46	57,000,000.00	(56,977,152.50)	0.00	(56,977,152.50)			
11/01/24	11/01/24	MSILF GOVERNMENT-INST DTD 01/01/2010 0.000% --	61747C707	24,000,000.00	(24,000,000.00)	0.00	(24,000,000.00)			
11/04/24	11/04/24	CREDIT AGRICOLE CORPORATE AND INVESTMENT DTD 03/12/2024 0.000% 11/05/2024	22533TL53	129,000,000.00	(128,982,764.18)	0.00	(128,982,764.18)			
11/05/24	11/05/24	CREDIT AGRICOLE CIB NY DTD 05/10/2024 0.000% 11/06/2024	22533TL61	113,000,000.00	(112,984,901.95)	0.00	(112,984,901.95)			
11/06/24	11/06/24	CREDIT AGRICOLE CIB NY DTD 11/06/2024 0.000% 11/07/2024	22533TL79	112,000,000.00	(111,985,035.56)	0.00	(111,985,035.56)			
11/07/24	11/07/24	CREDIT AGRICOLE CIB NY DTD 02/13/2024 0.000% 11/08/2024	22533TL87	93,000,000.00	(92,987,574.17)	0.00	(92,987,574.17)			
11/07/24	11/07/24	MSILF GOVERNMENT-INST DTD 01/01/2010 0.000% --	61747C707	32,000,000.00	(32,000,000.00)	0.00	(32,000,000.00)			
11/07/24	11/07/24	CANTOR FITZGERALD & CO DTD 11/07/2024 4.600% 11/14/2024	RPEN1VVF5	100,000,000.00	(100,000,000.00)	0.00	(100,000,000.00)			
11/07/24	11/08/24	US TREASURY N/B DTD 02/18/2020 1.500% 02/15/2030	912828Z94	50,000,000.00	(43,537,109.38)	(173,233.70)	(43,710,343.08)			
11/08/24	11/08/24	MSILF GOVERNMENT-INST DTD 01/01/2010 0.000% --	61747C707	34,000,000.00	(34,000,000.00)	0.00	(34,000,000.00)			
11/08/24	11/08/24	MSILF GOVERNMENT-INST DTD 01/01/2010 0.000% --	61747C707	34,000,000.00	(34,000,000.00)	0.00	(34,000,000.00)			
11/08/24	11/12/24	FED HOME LN DISCOUNT NT DTD 05/14/2024 0.000% 05/14/2025	313385FP6	50,000,000.00	(48,914,700.00)	0.00	(48,914,700.00)			
11/08/24	11/12/24	METLIFE SHORT TERM FUND DTD 11/08/2024 0.000% 05/02/2025	59157TS20	50,000,000.00	(48,955,000.00)	0.00	(48,955,000.00)			
11/13/24	11/15/24	FEDERAL HOME LOAN BANK DTD 11/15/2024 4.310% 06/02/2025	3130B3RC9	61,000,000.00	(61,000,000.00)	0.00	(61,000,000.00)			
11/13/24	11/21/24	FHMS K758 A2 DTD 11/01/2024 4.680% 10/01/2031	3137HHJF9	50,000,000.00	(49,559,700.00)	(130,000.00)	(49,689,700.00)			
11/14/24	11/14/24	CANTOR FITZGERALD & CO DTD 11/14/2024 4.560% 11/21/2024	RPEH31314	100,000,000.00	(100,000,000.00)	0.00	(100,000,000.00)			

**Managed Account Security Transactions & Interest**

For the Month Ending **November 30, 2024**

**SAN BERNARDINO COUNTY - 76990800**

Transaction Type		Security Description	CUSIP	Par	Principal Proceeds	Accrued Interest	Total	Realized G/L Cost	Realized G/L Amort Cost	Sale Method
Trade	Settle									
<b>BUY</b>										
11/14/24	11/18/24	CRC FUNDING LLC DTD 11/14/2024 0.000% 05/16/2025	12619TSG0	50,000,000.00	(48,878,763.89)	0.00	(48,878,763.89)			
11/14/24	11/21/24	FRESB 2024-SB117 A5F DTD 11/01/2024 4.911% 10/01/2029	35802CAA7	50,000,000.00	(50,249,500.00)	(136,416.67)	(50,385,916.67)			
11/15/24	11/15/24	MSILF GOVERNMENT-INST DTD 01/01/2010 0.000% --	61747C707	130,000,000.00	(130,000,000.00)	0.00	(130,000,000.00)			
11/18/24	11/18/24	MSILF GOVERNMENT-INST DTD 01/01/2010 0.000% --	61747C707	88,000,000.00	(88,000,000.00)	0.00	(88,000,000.00)			
11/18/24	11/19/24	CHARIOT FUNDING LLC DTD 11/19/2024 0.000% 02/03/2025	15963TP37	50,000,000.00	(49,514,444.50)	0.00	(49,514,444.50)			
11/19/24	11/22/24	FORDO 2024-D A2A DTD 11/22/2024 4.590% 10/15/2027	34535VAB0	5,000,000.00	(4,999,756.00)	0.00	(4,999,756.00)			
11/19/24	11/27/24	FHMS K530 A2 DTD 11/01/2024 4.792% 09/01/2029	3137HHJL6	50,000,000.00	(50,260,350.00)	(173,044.44)	(50,433,394.44)			
11/21/24	11/21/24	CANTOR FITZGERALD & CO DTD 11/21/2024 4.550% 12/05/2024	RPEI4RON3	100,000,000.00	(100,000,000.00)	0.00	(100,000,000.00)			
11/21/24	11/25/24	IADB DISCOUNT NOTE DTD 02/05/2024 0.000% 02/03/2025	45818LBK5	50,000,000.00	(49,566,400.00)	0.00	(49,566,400.00)			
11/22/24	11/22/24	MSILF GOVERNMENT-INST DTD 01/01/2010 0.000% --	61747C707	15,000,000.00	(15,000,000.00)	0.00	(15,000,000.00)			
11/22/24	11/25/24	IADB DISCOUNT NOTE DTD 02/07/2024 0.000% 02/07/2025	45818LBP4	50,000,000.00	(49,540,583.33)	0.00	(49,540,583.33)			
11/22/24	11/25/24	METLIFE SHORT TERM FUND DTD 09/05/2024 0.000% 03/03/2025	59157TO30	50,000,000.00	(49,387,500.00)	0.00	(49,387,500.00)			
11/25/24	11/25/24	MSILF GOVERNMENT-INST DTD 01/01/2010 0.000% --	61747C707	195,000,000.00	(195,000,000.00)	0.00	(195,000,000.00)			
11/25/24	11/25/24	CHARIOT FUNDING LLC DTD 11/25/2024 0.000% 03/05/2025	15963TQ51	50,000,000.00	(49,361,111.00)	0.00	(49,361,111.00)			
11/25/24	11/25/24	CREDIT AGRICOLE CIB NY DTD 11/25/2024 0.000% 11/29/2024	22533TLV6	100,000,000.00	(99,949,222.22)	0.00	(99,949,222.22)			
11/25/24	11/25/24	CHARIOT FUNDING LLC DTD 11/25/2024 0.000% 02/05/2025	15963TP52	50,000,000.00	(49,537,000.00)	0.00	(49,537,000.00)			
11/25/24	11/25/24	MSILF GOVERNMENT-INST DTD 01/01/2010 0.000% --	61747C707	51,000,000.00	(51,000,000.00)	0.00	(51,000,000.00)			



**Managed Account Security Transactions & Interest**

For the Month Ending **November 30, 2024**

**SAN BERNARDINO COUNTY - 76990800**

Transaction Type		Security Description	CUSIP	Par	Principal Proceeds	Accrued Interest	Total	Realized G/L Cost	Realized G/L Amort Cost	Sale Method	
Trade	Settle										
<b>BUY</b>											
11/26/24	11/27/24	CITIGROUP GLOBAL MARKETS DTD 11/26/2024 0.000% 05/20/2025	17327ASL2	50,000,000.00	(48,905,250.00)	0.00	(48,905,250.00)				
11/29/24	11/29/24	MSILF GOVERNMENT-INST DTD 01/01/2010 0.000% --	61747C707	100,000,000.00	(100,000,000.00)	0.00	(100,000,000.00)				
<b>Transaction Type Sub-Total</b>				<b>2,373,000,000.00</b>	<b>(2,359,033,818.68)</b>	<b>(612,694.81)</b>	<b>(2,359,646,513.49)</b>				
<b>CALL</b>											
11/21/24	11/21/24	BANK OF NEW YORK MELLON (CALLABLE) DTD 11/22/2022 5.224% 11/21/2025	06405LAC5	5,000,000.00	5,000,000.00	0.00	5,000,000.00	0.00	0.00		
<b>Transaction Type Sub-Total</b>				<b>5,000,000.00</b>	<b>5,000,000.00</b>	<b>0.00</b>	<b>5,000,000.00</b>	<b>0.00</b>	<b>0.00</b>		
<b>INTEREST</b>											
11/01/24	11/01/24	BANK OF AMERICA NA DTD 04/02/2024 5.450% 11/01/2024	06051WKQ6		0.00	1,612,291.67	1,612,291.67				
11/01/24	11/01/24	FEDERAL HOME LOAN BANK DTD 09/09/2024 4.400% 05/01/2025	3130B2MV4		0.00	1,100,000.00	1,100,000.00				
11/01/24	11/01/24	FEDERAL HOME LOAN BANK DTD 04/10/2024 5.225% 11/01/2024	3130B0UC1		0.00	304,791.67	304,791.67				
11/01/24	11/25/24	FR WN2421 DTD 09/01/2023 4.020% 06/01/2030	3132XGVP8		0.00	111,586.83	111,586.83				
11/01/24	11/25/24	FRESB 2021-SB82 A5F DTD 01/01/2021 0.670% 11/01/2025	30318CAA5		0.00	2,031.72	2,031.72				
11/01/24	11/25/24	FHMS K737 A2 DTD 01/01/2020 2.525% 10/01/2026	3137FQXJ7		0.00	17,359.38	17,359.38				
11/01/24	11/25/24	FR WN2409 DTD 08/01/2023 4.900% 06/01/2028	3132XGVB9		0.00	179,495.17	179,495.17				
11/01/24	11/25/24	FHMS K752 A2 DTD 08/01/2023 4.284% 07/01/2030	3137HAGZ3		0.00	89,250.00	89,250.00				
11/01/24	11/25/24	FHMS K051 A2 DTD 12/01/2015 3.308% 09/01/2025	3137BM7C4		0.00	133,856.10	133,856.10				
11/01/24	11/25/24	FRESB 2021-SB83 A5F DTD 02/01/2021 0.630% 01/01/2026	30318NAA1		0.00	1,669.48	1,669.48				

**Managed Account Security Transactions & Interest**

For the Month Ending **November 30, 2024**

**SAN BERNARDINO COUNTY - 76990800**

Transaction Type		Security Description	CUSIP	Par	Principal Proceeds	Accrued Interest	Total	Realized G/L Cost	Realized G/L Amort Cost	Sale Method
Trade	Settle									
<b>INTEREST</b>										
11/01/24	11/25/24	FHMS K739 A2 DTD 11/01/2020 1.336% 09/01/2027	3137F64P9		0.00	13,360.00	13,360.00			
11/01/24	11/25/24	FR WN2459 DTD 10/01/2023 5.260% 07/01/2030	3132XGWW4		0.00	211,982.53	211,982.53			
11/01/24	11/25/24	FR WN1250 DTD 06/01/2023 4.400% 05/01/2028	3132XFL89		0.00	284,166.67	284,166.67			
11/01/24	11/25/24	FHMS K528 A2 DTD 09/01/2024 4.508% 07/01/2029	3137HFNZ4		0.00	32,870.83	32,870.83			
11/01/24	11/25/24	FR WN2404 DTD 07/01/2023 4.320% 04/01/2030	3132XGU61		0.00	114,010.56	114,010.56			
11/01/24	11/25/24	FHMS K042 A2 DTD 01/01/2015 2.670% 12/01/2024	3137BFXT3		0.00	75,919.37	75,919.37			
11/01/24	11/25/24	FHMS K047 A2 DTD 07/01/2015 3.329% 05/01/2025	3137BKRJ1		0.00	205,388.84	205,388.84			
11/01/24	11/25/24	FR WN1252 DTD 06/01/2023 4.500% 03/01/2028	3132XFMA3		0.00	37,920.75	37,920.75			
11/01/24	11/25/24	FRESB 2023-SB106 ASF DTD 06/01/2023 3.960% 05/01/2028	35802AAE3		0.00	45,825.72	45,825.72			
11/01/24	11/25/24	FR WN2390 DTD 07/01/2023 4.920% 04/01/2028	3132XGUO7		0.00	218,290.01	218,290.01			
11/01/24	11/25/24	FNA 2020-M52 A2 DTD 11/01/2020 1.315% 10/01/2030	3136BCB90		0.00	93,177.71	93,177.71			
11/01/24	11/25/24	FR WN2442 DTD 09/01/2023 4.230% 06/01/2030	3132XGWC6		0.00	217,938.06	217,938.06			
11/01/24	11/25/24	FHMS K066 A2 DTD 08/01/2017 3.117% 06/01/2027	3137F2LJ3		0.00	94,958.93	94,958.93			
11/01/24	11/25/24	FHMS K079 A2 DTD 08/01/2018 3.926% 06/01/2028	3137FGZT5		0.00	327,166.67	327,166.67			
11/01/24	11/25/24	FR WN2397 DTD 07/01/2023 5.000% 02/01/2030	3132XGUX2		0.00	145,342.64	145,342.64			
11/01/24	11/25/24	FRESB 2023-SB109 ASF DTD 09/01/2023 4.390% 08/01/2028	30333MAA4		0.00	91,340.35	91,340.35			
11/01/24	11/25/24	FHMS K517 A2 DTD 03/01/2024 5.355% 01/01/2029	3137HC2C5		0.00	104,868.75	104,868.75			

**Managed Account Security Transactions & Interest**

For the Month Ending **November 30, 2024**

**SAN BERNARDINO COUNTY - 76990800**

Transaction Type		Security Description	CUSIP	Par	Principal Proceeds	Accrued Interest	Total	Realized G/L Cost	Realized G/L Amort Cost	Sale Method
Trade	Settle									
<b>INTEREST</b>										
11/01/24	11/25/24	FRESB 2024-SB112 A7F DTD 01/01/2024 4.960% 12/01/2030	30334WAC7		0.00	51,614.17	51,614.17			
11/01/24	11/25/24	FRESB 2024-SB113 A5F DTD 04/01/2024 5.020% 12/01/2028	30336BAA5		0.00	104,554.96	104,554.96			
11/01/24	11/25/24	FHMS K732 AM DTD 06/01/2018 3.700% 05/01/2025	3137FG7G4		0.00	77,083.33	77,083.33			
11/01/24	11/25/24	FHMS KJ36 A1 DTD 12/01/2021 1.298% 12/01/2026	3137H4RZ5		0.00	213.84	213.84			
11/01/24	11/25/24	FHMS KJ21 A2 DTD 09/01/2018 3.700% 09/01/2026	3137FHGE7		0.00	24,624.19	24,624.19			
11/01/24	11/25/24	FRESB 2023-SB107 A5F DTD 07/01/2023 4.090% 05/01/2028	30332EAA3		0.00	84,966.04	84,966.04			
11/01/24	11/25/24	FHMS K529 A2 DTD 10/01/2024 4.791% 09/01/2029	3137HH6C0		0.00	24,354.25	24,354.25			
11/01/24	11/25/24	FHMS K525 A2 DTD 08/01/2024 4.782% 05/01/2029	3137HFEX9		0.00	167,370.00	167,370.00			
11/01/24	11/25/24	FRESB 2023-SB108 A5F DTD 08/01/2023 4.250% 06/01/2028	30333AAA0		0.00	88,127.29	88,127.29			
11/01/24	11/25/24	FHMS K751 A2 DTD 05/01/2023 4.412% 03/01/2030	3137HA4B9		0.00	231,630.00	231,630.00			
11/01/24	11/25/24	FR WN2595 DTD 07/01/2024 4.550% 06/01/2029	3132XG3D6		0.00	136,936.04	136,936.04			
11/01/24	11/25/24	FHMS K045 A2 DTD 05/01/2015 3.023% 01/01/2025	3137BHXJ1		0.00	50,181.89	50,181.89			
11/01/24	11/25/24	FR WN2594 DTD 07/01/2024 4.740% 06/01/2029	3132XG3C8		0.00	108,062.13	108,062.13			
11/01/24	11/25/24	FR WN2592 DTD 07/01/2024 4.380% 04/01/2031	3132XG3A2		0.00	189,345.21	189,345.21			
11/01/24	11/25/24	FHMS K510 A2 DTD 11/01/2023 5.069% 10/01/2028	3137HB3D4		0.00	135,173.33	135,173.33			
11/01/24	11/25/24	FR WN2514 DTD 01/01/2024 4.450% 11/01/2028	3132XGYL4		0.00	287,395.83	287,395.83			
11/01/24	11/25/24	FHMS K755 A2 DTD 04/01/2024 5.203% 02/01/2031	3137HCH39		0.00	452,856.11	452,856.11			

**Managed Account Security Transactions & Interest**

For the Month Ending **November 30, 2024**

**SAN BERNARDINO COUNTY - 76990800**

Transaction Type		Security Description	CUSIP	Par	Principal Proceeds	Accrued Interest	Total	Realized G/L Cost	Realized G/L Amort Cost	Sale Method
Trade	Settle									
<b>INTEREST</b>										
11/01/24	11/25/24	FHMS K079 AM DTD 08/01/2018 3.930% 06/01/2028	3137FGZU2		0.00	37,171.25	37,171.25			
11/01/24	11/25/24	FHMS K055 A2 DTD 06/01/2016 2.673% 03/01/2026	3137BPW21		0.00	185,569.91	185,569.91			
11/01/24	11/25/24	FHMS KJ50 A1 DTD 07/01/2024 4.924% 07/01/2029	3137HDV23		0.00	102,306.77	102,306.77			
11/01/24	11/25/24	FHMS K512 A2 DTD 12/01/2023 5.000% 11/01/2028	3137HBCF9		0.00	158,333.33	158,333.33			
11/01/24	11/25/24	FHMS KJ39 A1 DTD 04/01/2022 2.750% 04/01/2027	3137H73W1		0.00	75,838.93	75,838.93			
11/01/24	11/25/24	FR WN1268 DTD 10/01/2023 4.620% 06/01/2028	3132XFMS4		0.00	132,788.81	132,788.81			
11/01/24	11/25/24	FHMS K514 A2 DTD 02/01/2024 4.572% 12/01/2028	3137HBLV4		0.00	57,150.00	57,150.00			
11/01/24	11/25/24	FHMS K506 A2 DTD 09/01/2023 4.650% 08/01/2028	3137HAMH6		0.00	193,750.00	193,750.00			
11/01/24	11/25/24	FHMS K053 A2 DTD 03/01/2016 2.995% 12/01/2025	3137BN6G4		0.00	148,002.92	148,002.92			
11/01/24	11/25/24	FR WN1331 DTD 04/01/2024 4.200% 02/01/2031	3132XFPR3		0.00	259,828.57	259,828.57			
11/01/24	11/25/24	FR WN2458 DTD 10/01/2023 5.060% 06/01/2028	3132XGWU6		0.00	107,414.24	107,414.24			
11/01/24	11/25/24	FRESB 2023-SB111 A7F DTD 11/01/2023 4.440% 09/01/2030	30334CAB3		0.00	55,500.00	55,500.00			
11/01/24	11/25/24	FHMS K524 A2 DTD 07/01/2024 4.720% 05/01/2029	3137HDV56		0.00	314,666.67	314,666.67			
11/01/24	11/25/24	FHMS KGX1 AFX DTD 12/01/2017 3.000% 10/01/2027	3137FCKD5		0.00	176,250.00	176,250.00			
11/01/24	11/25/24	FR WN2382 DTD 07/01/2023 4.340% 06/01/2028	3132XGUG9		0.00	186,861.11	186,861.11			
11/01/24	11/25/24	FRESB 2022-SB103 A5F DTD 10/01/2022 2.080% 06/01/2027	30329MAA0		0.00	13,435.30	13,435.30			
11/01/24	11/25/24	FHMS K516 A2 DTD 03/01/2024 5.477% 01/01/2029	3137HBPM0		0.00	159,745.83	159,745.83			

**Managed Account Security Transactions & Interest**

For the Month Ending **November 30, 2024**

**SAN BERNARDINO COUNTY - 76990800**

Transaction Type		Security Description	CUSIP	Par	Principal Proceeds	Accrued Interest	Total	Realized G/L Cost	Realized G/L Amort Cost	Sale Method
Trade	Settle									
<b>INTEREST</b>										
11/01/24	11/25/24	FHMS K046 A2 DTD 06/01/2015 3.205% 03/01/2025	3137BJP64		0.00	131,377.97	131,377.97			
11/01/24	11/25/24	FR WN2578 DTD 04/01/2024 4.360% 05/01/2028	3132XG2L9		0.00	192,655.56	192,655.56			
11/01/24	11/25/24	FHMS K733 A2 DTD 11/01/2018 3.750% 08/01/2025	3137FJX07		0.00	9,664.58	9,664.58			
11/01/24	11/25/24	FRESB 2023-SB111 A5F DTD 11/01/2023 4.710% 09/01/2028	30334CAA5		0.00	97,974.29	97,974.29			
11/01/24	11/25/24	FHMS K520 A2 DTD 04/01/2024 5.180% 03/01/2029	3137HCKV3		0.00	241,733.33	241,733.33			
11/01/24	11/25/24	FR WN2460 DTD 10/01/2023 4.340% 06/01/2030	3132XGWW2		0.00	35,073.83	35,073.83			
11/01/24	11/25/24	FHMS K072 A2 DTD 01/01/2018 3.444% 12/01/2027	3137FEBO2		0.00	37,089.01	37,089.01			
11/01/24	11/25/24	FHMS K102 A2 DTD 12/01/2019 2.537% 10/01/2029	3137FOK6		0.00	211,416.67	211,416.67			
11/01/24	11/25/24	FR WN1292 DTD 01/01/2024 4.300% 11/01/2028	3132XFJ3		0.00	130,522.92	130,522.92			
11/01/24	11/25/24	FHMS K515 A2 DTD 02/01/2024 5.400% 01/01/2029	3137HBPDO		0.00	225,000.00	225,000.00			
11/01/24	11/25/24	FHMS K518 A2 DTD 03/01/2024 5.400% 01/01/2029	3137HC2L5		0.00	175,500.00	175,500.00			
11/01/24	11/25/24	FRESB 2022-SB97 A5F DTD 04/01/2022 1.780% 02/01/2027	30311SAA7		0.00	31,032.06	31,032.06			
11/01/24	11/25/24	FR WN2337 DTD 04/01/2023 4.350% 01/01/2030	3132XGS31		0.00	235,893.85	235,893.85			
11/01/24	11/25/24	FR WN2389 DTD 07/01/2023 4.650% 05/01/2028	3132XGUP9		0.00	175,582.71	175,582.71			
11/01/24	11/25/24	FHMS K513 A2 DTD 01/01/2024 4.724% 12/01/2028	3137HBFY5		0.00	169,276.67	169,276.67			
11/01/24	11/25/24	FHMS K062 A2 DTD 02/01/2017 3.413% 12/01/2026	3137BUX60		0.00	82,104.99	82,104.99			
11/01/24	11/25/24	FHMS KJ47 A1 DTD 09/01/2023 5.272% 08/01/2028	3137HAMN3		0.00	45,676.16	45,676.16			

**Managed Account Security Transactions & Interest**

For the Month Ending **November 30, 2024**

**SAN BERNARDINO COUNTY - 76990800**

Transaction Type		Security Description	CUSIP	Par	Principal Proceeds	Accrued Interest	Total	Realized G/L Cost	Realized G/L Amort Cost	Sale Method
Trade	Settle									
<b>INTEREST</b>										
11/01/24	11/25/24	FNA 2023-M6 A2 DTD 07/01/2023 4.181% 07/01/2028	3136BQDE6		0.00	83,236.09	83,236.09			
11/01/24	11/25/24	FR WN2415 DTD 08/01/2023 4.640% 05/01/2030	3132XGVH6		0.00	99,069.80	99,069.80			
11/01/24	11/25/24	FRESB 2024-SB116 A5F DTD 10/01/2024 4.550% 09/01/2029	35802BAE1		0.00	189,583.33	189,583.33			
11/01/24	11/25/24	FRESB 2024-SB114 A7F DTD 06/01/2024 5.000% 04/01/2031	30337MAB8		0.00	34,375.00	34,375.00			
11/01/24	11/25/24	FHMS K049 A2 DTD 10/01/2015 3.010% 07/01/2025	3137BLMZ8		0.00	24,773.61	24,773.61			
11/01/24	11/25/24	FR WN2405 DTD 07/01/2023 4.310% 04/01/2030	3132XGU79		0.00	99,517.18	99,517.18			
11/01/24	11/25/24	FR WN2398 DTD 07/01/2023 5.030% 02/01/2030	3132XGUY0		0.00	67,812.22	67,812.22			
11/01/24	11/25/24	FHMS K753 A2 DTD 11/01/2023 4.400% 10/01/2030	3137HB2L7		0.00	300,666.67	300,666.67			
11/01/24	11/25/24	FR WN1245 DTD 06/01/2023 4.350% 03/01/2028	3132XFL30		0.00	93,645.83	93,645.83			
11/01/24	11/25/24	FHMS K505 A2 DTD 07/01/2023 4.819% 06/01/2028	3137HACX2		0.00	301,187.50	301,187.50			
11/01/24	11/25/24	FHMS K757 A2 DTD 10/01/2024 4.456% 08/01/2031	3137HH5X5		0.00	185,666.67	185,666.67			
11/01/24	11/25/24	FR WN1286 DTD 12/01/2023 4.800% 11/01/2030	3132XFNC8		0.00	144,666.67	144,666.67			
11/01/24	11/25/24	FRESB 2024-SB115 A5F DTD 09/01/2024 4.080% 06/01/2029	35802FAA0		0.00	59,497.57	59,497.57			
11/01/24	11/25/24	FHMS KL4F A2AS DTD 01/01/2019 3.683% 10/01/2025	3137FKSQ0		0.00	184,150.00	184,150.00			
11/01/24	11/25/24	FHMS K126 A2 DTD 03/01/2021 2.074% 01/01/2031	3137FXV4		0.00	133,945.83	133,945.83			
11/01/24	11/25/24	FRESB 2022-SB104 A5F DTD 11/01/2022 2.600% 09/01/2027	30329QAA1		0.00	53,713.61	53,713.61			
11/01/24	11/25/24	FNA 2023-M5 2A2 DTD 07/01/2023 4.500% 07/01/2028	3136BOCS6		0.00	37,329.93	37,329.93			

**Managed Account Security Transactions & Interest**

For the Month Ending **November 30, 2024**

**SAN BERNARDINO COUNTY - 76990800**

Transaction Type		Security Description	CUSIP	Par	Principal Proceeds	Accrued Interest	Total	Realized G/L Cost	Realized G/L Amort Cost	Sale Method
Trade	Settle									
<b>INTEREST</b>										
11/01/24	11/25/24	FHMS KJ34 A1 DTD 07/01/2021 0.681% 06/01/2026	3137H1LS3		0.00	638.91	638.91			
11/01/24	11/25/24	FHMS K740 A2 DTD 11/01/2020 1.470% 09/01/2027	3137F72B0		0.00	26,950.00	26,950.00			
11/01/24	11/25/24	FHMS K526 A2 DTD 08/01/2024 4.543% 07/01/2029	3137HDXL9		0.00	33,126.04	33,126.04			
11/01/24	11/25/24	FHMS K508 A2 DTD 10/01/2023 4.740% 08/01/2028	3137HAQ74		0.00	197,500.00	197,500.00			
11/01/24	11/25/24	FHMS K527 A2 DTD 08/01/2024 4.618% 07/01/2029	3137HFF59		0.00	38,483.33	38,483.33			
11/01/24	11/25/24	FHMS K509 A2 DTD 10/01/2023 4.850% 09/01/2028	3137HAST4		0.00	303,125.00	303,125.00			
11/01/24	11/25/24	FR WN2392 DTD 07/01/2023 4.050% 04/01/2030	3132XGUS3		0.00	105,298.09	105,298.09			
11/01/24	11/25/24	FR WN1367 DTD 07/01/2024 4.380% 05/01/2031	3132XFOV3		0.00	122,579.17	122,579.17			
11/01/24	11/25/24	FR WN2432 DTD 09/01/2023 5.050% 05/01/2028	3132XGV29		0.00	215,264.95	215,264.95			
11/01/24	11/25/24	FHMS K736 A2 DTD 09/01/2019 2.282% 07/01/2026	3137FNWX4		0.00	28,507.51	28,507.51			
11/01/24	11/25/24	FHMS K747 A2 DTD 01/01/2022 2.050% 11/01/2028	3137H5DX2		0.00	58,083.33	58,083.33			
11/01/24	11/25/24	FHMS K065 A2 DTD 07/01/2017 3.243% 04/01/2027	3137F1G44		0.00	148,637.50	148,637.50			
11/01/24	11/25/24	FR WN3235 DTD 04/01/2024 3.150% 01/01/2031	3132XHSZ8		0.00	201,702.95	201,702.95			
11/01/24	11/25/24	FRESB 2024-SB114 A5F DTD 06/01/2024 4.990% 03/01/2029	30337MAA0		0.00	61,855.43	61,855.43			
11/01/24	11/25/24	FR WN1255 DTD 07/01/2023 4.670% 04/01/2028	3132XFMD7		0.00	84,449.17	84,449.17			
11/01/24	11/25/24	FHMS K127 A2 DTD 03/01/2021 2.108% 01/01/2031	3137FXZ35		0.00	87,833.33	87,833.33			
11/01/24	11/25/24	FHMS K507 A2 DTD 09/01/2023 4.800% 09/01/2028	3137HAMS2		0.00	200,000.00	200,000.00			

**Managed Account Security Transactions & Interest**

For the Month Ending **November 30, 2024**

**SAN BERNARDINO COUNTY - 76990800**

Transaction Type		Security Description	CUSIP	Par	Principal Proceeds	Accrued Interest	Total	Realized G/L Cost	Realized G/L Amort Cost	Sale Method
Trade	Settle									
<b>INTEREST</b>										
11/01/24	11/25/24	FHMS K068 A2 DTD 10/01/2017 3.244% 08/01/2027	3137FBBX3		0.00	219,797.22	219,797.22			
11/01/24	11/25/24	FNA 2023-M2 2A2 DTD 02/01/2023 2.914% 09/01/2030	3136BPWB3		0.00	41,281.67	41,281.67			
11/01/24	11/25/24	FHMS K754 A2 DTD 12/01/2023 4.940% 11/01/2030	3137HBC51		0.00	637,980.42	637,980.42			
11/01/24	11/25/24	FRESB 2024-SB112 ASF DTD 01/01/2024 4.740% 12/01/2028	30334WAA1		0.00	46,557.54	46,557.54			
11/01/24	11/25/24	FHMS KL1P A2P DTD 06/01/2017 2.700% 10/01/2025	3137BYLE8		0.00	56,250.00	56,250.00			
11/01/24	11/25/24	FRESB 2023-SB105 ASF DTD 05/01/2023 3.740% 04/01/2028	30332AAA1		0.00	103,320.74	103,320.74			
11/01/24	11/25/24	FHMS K522 A2 DTD 06/01/2024 4.803% 05/01/2029	3137HDJJ0		0.00	400,250.00	400,250.00			
11/01/24	11/25/24	FHMS K050 A2 DTD 11/01/2015 3.334% 08/01/2025	3137BLW95		0.00	83,350.00	83,350.00			
11/01/24	11/25/24	FRESB 2023-SB110 ASF DTD 10/01/2023 4.580% 08/01/2028	30333HAA5		0.00	78,043.97	78,043.97			
11/01/24	11/25/24	FR WN2446 DTD 10/01/2023 4.890% 02/01/2030	3132XGWG7		0.00	167,170.08	167,170.08			
11/01/24	11/25/24	FHMS K756 A2 DTD 07/01/2024 4.963% 05/01/2031	3137HDVA5		0.00	413,583.33	413,583.33			
11/04/24	11/04/24	FEDERAL HOME LOAN BANK DTD 04/08/2024 5.220% 11/04/2024	3130B0SX8		0.00	188,500.00	188,500.00			
11/06/24	11/06/24	FREDDIE MAC (CALLABLE) DTD 05/06/2020 0.700% 05/06/2025	3134GVPR3		0.00	87,500.00	87,500.00			
11/07/24	11/07/24	FANNIE MAE DTD 11/12/2020 0.500% 11/07/2025	3135G06G3		0.00	112,500.00	112,500.00			
11/07/24	11/07/24	CANTOR FITZGERALD & CO DTD 10/31/2024 4.820% 11/07/2024	RPEG4JMK3		0.00	93,722.22	93,722.22			
11/08/24	11/08/24	APPLE INC (CALLABLE) DTD 05/10/2023 4.421% 05/08/2026	037833ES5		0.00	663,150.00	663,150.00			
11/10/24	11/10/24	TOYOTA MOTOR CREDIT CORP DTD 11/10/2022 5.400% 11/10/2025	89236TKK0		0.00	675,000.00	675,000.00			



**Managed Account Security Transactions & Interest**

For the Month Ending **November 30, 2024**

**SAN BERNARDINO COUNTY - 76990800**

Transaction Type		Security Description	CUSIP	Par	Principal Proceeds	Accrued Interest	Total	Realized G/L Cost	Realized G/L Amort Cost	Sale Method
Trade	Settle									
<b>INTEREST</b>										
11/14/24	11/14/24	FEDERAL HOME LOAN BANK DTD 04/17/2024 5.300% 11/14/2024	3130B0Y78		0.00	397,500.00	397,500.00			
11/14/24	11/14/24	CANTOR FITZGERALD & CO DTD 11/07/2024 4.600% 11/14/2024	RPEN1VVF5		0.00	89,444.44	89,444.44			
11/15/24	11/15/24	JDOT 2024-A A2A DTD 03/19/2024 5.190% 02/16/2027	47800RAB9		0.00	15,570.00	15,570.00			
11/15/24	11/15/24	MBART 2023-1 A3 DTD 01/25/2023 4.510% 11/15/2027	58770AAC7		0.00	23,112.29	23,112.29			
11/15/24	11/15/24	DCENT 2023-A2 A DTD 06/28/2023 4.930% 06/15/2028	254683CZ6		0.00	102,708.33	102,708.33			
11/15/24	11/15/24	TAOT 2023-D A3 DTD 11/14/2023 5.540% 08/15/2028	89239FAD4		0.00	15,004.17	15,004.17			
11/15/24	11/15/24	FORDO 2024-C A2A DTD 09/20/2024 4.320% 08/15/2027	34532UAB5		0.00	12,600.00	12,600.00			
11/15/24	11/15/24	TAOT 2023-C A2A DTD 08/15/2023 5.600% 08/17/2026	89231FAB6		0.00	6,296.35	6,296.35			
11/15/24	11/15/24	MBALT 2024-A A2A DTD 05/23/2024 5.440% 02/16/2027	58770JAB0		0.00	31,733.33	31,733.33			
11/15/24	11/15/24	TAOT 2022-D A2A DTD 11/08/2022 5.270% 01/15/2026	89239HAB4		0.00	4,865.54	4,865.54			
11/15/24	11/15/24	AMXCA 2023-1 A DTD 06/14/2023 4.870% 05/15/2028	02582JJZ4		0.00	56,816.67	56,816.67			
11/15/24	11/15/24	FORDO 2024-B A2A DTD 06/24/2024 5.400% 04/15/2027	34531OAB5		0.00	33,750.00	33,750.00			
11/15/24	11/15/24	HART 2023-B A2A DTD 07/19/2023 5.770% 05/15/2026	44933XAB3		0.00	9,170.59	9,170.59			
11/15/24	11/15/24	TAOT 2024-D A2A DTD 10/17/2024 4.550% 08/16/2027	89239TAB8		0.00	10,970.56	10,970.56			
11/15/24	11/15/24	JDOT 2024-A A3 DTD 03/19/2024 4.960% 11/15/2028	47800RAD5		0.00	11,160.00	11,160.00			
11/15/24	11/15/24	FORDO 2024-B A3 DTD 06/24/2024 5.100% 04/15/2029	34531QAD1		0.00	30,812.50	30,812.50			
11/15/24	11/15/24	TAOT 2024-B A2A DTD 04/30/2024 5.410% 03/15/2027	89237NAB3		0.00	55,446.04	55,446.04			

**Managed Account Security Transactions & Interest**

For the Month Ending **November 30, 2024**

**SAN BERNARDINO COUNTY - 76990800**

Transaction Type		Security Description	CUSIP	Par	Principal Proceeds	Accrued Interest	Total	Realized G/L Cost	Realized G/L Amort Cost	Sale Method
Trade	Settle									
<b>INTEREST</b>										
11/15/24	11/15/24	JDOT 2022-C A3 DTD 10/19/2022 5.090% 06/15/2027	47800BAC2		0.00	105,096.86	105,096.86			
11/15/24	11/15/24	JDOT 2024-B A2A DTD 06/18/2024 5.420% 05/17/2027	47786WAB6		0.00	94,850.00	94,850.00			
11/15/24	11/15/24	JDOT 2023-C A3 DTD 09/19/2023 5.480% 05/15/2028	47787CAC7		0.00	30,825.00	30,825.00			
11/15/24	11/15/24	JDOT 2022-A A3 DTD 03/16/2022 2.320% 09/15/2026	47787JAC2		0.00	5,968.98	5,968.98			
11/15/24	11/15/24	DCENT 2023-A1 A DTD 04/11/2023 4.310% 03/15/2028	254683CY9		0.00	161,625.00	161,625.00			
11/15/24	11/15/24	JDOT 2023-B A2 DTD 06/28/2023 5.590% 06/15/2026	477920AB8		0.00	9,494.81	9,494.81			
11/15/24	11/15/24	JDOT 2022-B A3 DTD 07/20/2022 3.740% 02/16/2027	47800AAC4		0.00	18,959.80	18,959.80			
11/15/24	11/15/24	HART 2022-B A3 DTD 07/20/2022 3.720% 11/16/2026	44918MAD2		0.00	21,049.50	21,049.50			
11/15/24	11/15/24	JDOT 2021-B A3 DTD 07/21/2021 0.520% 03/16/2026	47789QAC4		0.00	1,110.42	1,110.42			
11/15/24	11/15/24	INTER-AMERICAN DEVEL BK DTD 07/06/2023 4.500% 05/15/2026	4581X0EK0		0.00	337,500.00	337,500.00			
11/15/24	11/15/24	JDOT 2024-C A2A DTD 09/17/2024 4.360% 08/16/2027	477911AB7		0.00	11,808.33	11,808.33			
11/15/24	11/15/24	HART 2021-B A3 DTD 07/28/2021 0.380% 01/15/2026	44934KAC8		0.00	84.44	84.44			
11/15/24	11/15/24	TAOT 2023-B A3 DTD 05/23/2023 4.710% 02/15/2028	891941AD8		0.00	49,062.50	49,062.50			
11/15/24	11/15/24	JDOT 2023-A A3 DTD 03/02/2023 5.010% 11/15/2027	47800CAC0		0.00	91,850.00	91,850.00			
11/15/24	11/15/24	TAOT 2021-B A3 DTD 06/14/2021 0.260% 11/17/2025	89190GAC1		0.00	226.29	226.29			
11/15/24	11/15/24	FORDO 2023-C A2A DTD 11/21/2023 5.680% 09/15/2026	344940AB7		0.00	12,532.71	12,532.71			
11/15/24	11/15/24	US TREASURY N/B DTD 05/15/2015 2.125% 05/15/2025	912828XB1		0.00	531,250.00	531,250.00			

**Managed Account Security Transactions & Interest**

For the Month Ending **November 30, 2024**

**SAN BERNARDINO COUNTY - 76990800**

Transaction Type		Security Description	CUSIP	Par	Principal Proceeds	Accrued Interest	Total	Realized G/L Cost	Realized G/L Amort Cost	Sale Method
Trade	Settle									
<b>INTEREST</b>										
11/15/24	11/15/24	HART 2024-B A3 DTD 07/24/2024 4.840% 03/15/2029	44934QAD3		0.00	15,326.67	15,326.67			
11/15/24	11/15/24	JDOT 2023-B A3 DTD 06/28/2023 5.180% 03/15/2028	477920AC6		0.00	17,266.67	17,266.67			
11/15/24	11/15/24	CHAIT 2024-A1 A DTD 01/31/2024 4.600% 01/16/2029	161571HV9		0.00	249,166.67	249,166.67			
11/15/24	11/15/24	HAROT 2023-2 A2 DTD 05/30/2023 5.410% 04/15/2026	437927AB2		0.00	9,166.67	9,166.67			
11/15/24	11/15/24	HAROT 2023-2 A3 DTD 05/30/2023 4.930% 11/15/2027	437927AC0		0.00	16,433.33	16,433.33			
11/15/24	11/15/24	TAOT 2024-A A3 DTD 01/30/2024 4.830% 10/16/2028	89238DAD0		0.00	48,300.00	48,300.00			
11/15/24	11/15/24	HAROT 2024-4 A2 DTD 10/24/2024 4.560% 03/15/2027	43816DAB1		0.00	18,620.00	18,620.00			
11/15/24	11/15/24	TAOT 2021-D A3 DTD 11/15/2021 0.710% 04/15/2026	89238JAC9		0.00	1,026.40	1,026.40			
11/15/24	11/15/24	MBART 2021-1 A3 DTD 09/22/2021 0.460% 06/15/2026	58772WAC7		0.00	1,405.90	1,405.90			
11/15/24	11/15/24	MBART 2022-1 A3 DTD 11/22/2022 5.210% 08/16/2027	58768PAC8		0.00	71,434.02	71,434.02			
11/15/24	11/15/24	HART 2023-A A3 DTD 04/12/2023 4.580% 04/15/2027	448979AD6		0.00	53,433.33	53,433.33			
11/15/24	11/15/24	TAOT 2023-A A2 DTD 01/30/2023 5.050% 01/15/2026	891940AB4		0.00	2,013.34	2,013.34			
11/15/24	11/15/24	HART 2023-A A2A DTD 04/12/2023 5.190% 12/15/2025	448979AB0		0.00	4,119.08	4,119.08			
11/15/24	11/15/24	MBART 2023-2 A2 DTD 10/25/2023 5.920% 11/16/2026	58769FAB1		0.00	12,174.23	12,174.23			
11/15/24	11/15/24	JDOT 2023-C A2 DTD 09/19/2023 5.760% 08/17/2026	47787CAB9		0.00	21,459.87	21,459.87			
11/15/24	11/15/24	MBALT 2023-A A2 DTD 05/24/2023 5.240% 11/17/2025	58768RAB6		0.00	9,598.24	9,598.24			
11/15/24	11/15/24	TAOT 2024-B A3 DTD 04/30/2024 5.330% 01/16/2029	89237NAD9		0.00	77,729.17	77,729.17			

**Managed Account Security Transactions & Interest**

For the Month Ending **November 30, 2024**

**SAN BERNARDINO COUNTY - 76990800**

Transaction Type		Security Description	CUSIP	Par	Principal Proceeds	Accrued Interest	Total	Realized G/L Cost	Realized G/L Amort Cost	Sale Method
Trade	Settle									
<b>INTEREST</b>										
11/15/24	11/15/24	HART 2024-A A3 DTD 03/20/2024 4.990% 02/15/2029	448973AD9		0.00	16,633.33	16,633.33			
11/15/24	11/15/24	MBALT 2024-A A3 DTD 05/23/2024 5.320% 01/18/2028	58770JAD6		0.00	17,733.33	17,733.33			
11/15/24	11/15/24	TAOT 2023-C A3 DTD 08/15/2023 5.160% 04/17/2028	89231FAD2		0.00	8,600.00	8,600.00			
11/15/24	11/15/24	TAOT 2024-C A2A DTD 07/30/2024 5.160% 05/17/2027	89237QAB6		0.00	24,725.00	24,725.00			
11/15/24	11/15/24	MBALT 2023-A A3 DTD 05/24/2023 4.740% 01/15/2027	58768RAC4		0.00	79,000.00	79,000.00			
11/15/24	11/15/24	HART 2021-C A3 DTD 11/17/2021 0.740% 05/15/2026	44935FAD6		0.00	649.54	649.54			
11/15/24	11/15/24	HART 2022-C A3 DTD 11/09/2022 5.390% 06/15/2027	44933DAD3		0.00	197,029.29	197,029.29			
11/15/24	11/15/24	HART 2024-B A2A DTD 07/24/2024 5.150% 06/15/2027	44934OAB7		0.00	17,166.67	17,166.67			
11/15/24	11/15/24	JDOT 2023-A A2 DTD 03/02/2023 5.280% 03/16/2026	47800CAB2		0.00	21,275.03	21,275.03			
11/15/24	11/15/24	US TREASURY N/B DTD 05/16/2022 2.750% 05/15/2025	91282CEO0		0.00	687,500.00	687,500.00			
11/15/24	11/15/24	TAOT 2022-B A3 DTD 04/13/2022 2.930% 09/15/2026	89238FAD5		0.00	14,596.71	14,596.71			
11/15/24	11/15/24	TAOT 2024-C A3 DTD 07/30/2024 4.880% 03/15/2029	89237OAD2		0.00	26,433.33	26,433.33			
11/15/24	11/15/24	TAOT 2023-B A2A DTD 05/23/2023 5.280% 05/15/2026	891941AB2		0.00	8,181.14	8,181.14			
11/15/24	11/15/24	TAOT 2024-A A2A DTD 01/30/2024 5.130% 12/15/2026	89238DAB4		0.00	69,646.83	69,646.83			
11/15/24	11/15/24	HART 2023-C A2A DTD 11/13/2023 5.800% 01/15/2027	44918CAB8		0.00	19,463.46	19,463.46			
11/15/24	11/15/24	HAROT 2024-1 A2 DTD 02/21/2024 5.360% 09/15/2026	437918AB1		0.00	99,364.21	99,364.21			
11/15/24	11/15/24	TAOT 2021-C A3 DTD 09/27/2021 0.430% 01/15/2026	89239BAC5		0.00	622.72	622.72			

**Managed Account Security Transactions & Interest**

For the Month Ending **November 30, 2024**

**SAN BERNARDINO COUNTY - 76990800**

Transaction Type		Security Description	CUSIP	Par	Principal Proceeds	Accrued Interest	Total	Realized G/L Cost	Realized G/L Amort Cost	Sale Method
Trade	Settle									
<b>INTEREST</b>										
11/15/24	11/15/24	HART 2023-C A3 DTD 11/13/2023 5.540% 10/16/2028	44918CAD4		0.00	12,695.83	12,695.83			
11/15/24	11/15/24	MBART 2024-1 A2A DTD 01/24/2024 5.060% 05/17/2027	587918AB9		0.00	153,640.60	153,640.60			
11/15/24	11/15/24	MBALT 2024-B A2A DTD 09/25/2024 4.570% 12/15/2026	58769GAB9		0.00	9,520.83	9,520.83			
11/15/24	11/15/24	TAOT 2023-A A3 DTD 01/30/2023 4.630% 09/15/2027	891940AC2		0.00	50,158.33	50,158.33			
11/15/24	11/15/24	JDOT 2024-B A3 DTD 06/18/2024 5.200% 03/15/2029	47786WAD2		0.00	54,166.67	54,166.67			
11/15/24	11/15/24	US TREASURY N/B DTD 05/15/2017 2.375% 05/15/2027	912828X88		0.00	1,187,500.00	1,187,500.00			
11/15/24	11/15/24	TAOT 2022-A A3 DTD 01/31/2022 1.230% 06/15/2026	89239KAC5		0.00	1,383.13	1,383.13			
11/15/24	11/15/24	HART 2023-B A3 DTD 07/19/2023 5.480% 04/17/2028	44933XAD9		0.00	22,833.33	22,833.33			
11/15/24	11/15/24	HAROT 2024-1 A3 DTD 02/21/2024 5.210% 08/15/2028	437918AC9		0.00	71,637.50	71,637.50			
11/15/24	11/15/24	AMXCA 2022-4 A DTD 11/03/2022 4.950% 10/15/2027	02582JJX9		0.00	136,125.00	136,125.00			
11/15/24	11/15/24	TAOT 2022-D A3 DTD 11/08/2022 5.300% 09/15/2027	89239HAD0		0.00	311,375.00	311,375.00			
11/15/24	11/15/24	HART 2024-A A2A DTD 03/20/2024 5.290% 04/15/2027	448973AB3		0.00	23,399.33	23,399.33			
11/15/24	11/15/24	HART 2024-C A2A DTD 10/16/2024 4.530% 09/15/2027	448976AB6		0.00	12,772.08	12,772.08			
11/15/24	11/15/24	AMXCA 2022-2 A DTD 05/24/2022 3.390% 05/15/2027	02582JJT8		0.00	56,500.00	56,500.00			
11/15/24	11/15/24	COMET 2023-A1 A DTD 05/24/2023 4.420% 05/15/2028	14041NGD7		0.00	184,166.67	184,166.67			
11/15/24	11/15/24	TAOT 2023-D A2A DTD 11/14/2023 5.800% 11/16/2026	89239FAB8		0.00	21,949.03	21,949.03			
11/15/24	11/15/24	FORDO 2024-A A2A DTD 03/19/2024 5.320% 01/15/2027	34535EAB8		0.00	48,184.78	48,184.78			

**Managed Account Security Transactions & Interest**

For the Month Ending **November 30, 2024**

**SAN BERNARDINO COUNTY - 76990800**

Transaction Type		Security Description	CUSIP	Par	Principal Proceeds	Accrued Interest	Total	Realized G/L Cost	Realized G/L Amort Cost	Sale Method
Trade	Settle									
<b>INTEREST</b>										
11/15/24	11/15/24	US TREASURY N/B DTD 11/15/2021 0.750% 11/15/2024	91282CDH1		0.00	281,250.00	281,250.00			
11/16/24	11/16/24	GMCAR 2023-4 A2A DTD 10/11/2023 5.890% 11/16/2026	379930AB6		0.00	15,587.40	15,587.40			
11/16/24	11/16/24	GMCAR 2024-4 A2A DTD 10/16/2024 4.530% 10/18/2027	38014AAB7		0.00	9,437.50	9,437.50			
11/16/24	11/16/24	GMCAR 2024-1 A2A DTD 01/17/2024 5.120% 02/16/2027	36268GAB1		0.00	26,438.40	26,438.40			
11/16/24	11/16/24	GMCAR 2024-1 A3 DTD 01/17/2024 4.850% 12/18/2028	36268GAD7		0.00	12,125.00	12,125.00			
11/16/24	11/16/24	GMCAR 2024-2 A2A DTD 04/10/2024 5.330% 03/16/2027	379931AB4		0.00	25,712.81	25,712.81			
11/16/24	11/16/24	GMCAR 2023-3 A2A DTD 07/19/2023 5.740% 09/16/2026	36267KAB3		0.00	4,053.36	4,053.36			
11/16/24	11/16/24	GMCAR 2024-3 A2A DTD 07/10/2024 5.350% 06/16/2027	38013KAB6		0.00	35,666.67	35,666.67			
11/16/24	11/16/24	GMCAR 2023-3 A3 DTD 07/19/2023 5.450% 06/16/2028	36267KAD9		0.00	22,708.33	22,708.33			
11/16/24	11/16/24	GMCAR 2024-3 A3 DTD 07/10/2024 5.130% 04/16/2029	38013KAD2		0.00	34,200.00	34,200.00			
11/18/24	11/18/24	TOYOTA MOTOR CREDIT CORP DTD 05/18/2023 4.450% 05/18/2026	89236TKT1		0.00	556,250.00	556,250.00			
11/18/24	11/18/24	HAROT 2024-2 A2 DTD 05/21/2024 5.480% 11/18/2026	437930AB6		0.00	52,516.67	52,516.67			
11/18/24	11/18/24	FEDERAL FARM CREDIT BANK DTD 11/18/2022 4.500% 11/18/2024	3133ENZ94		0.00	1,125,000.00	1,125,000.00			
11/18/24	11/18/24	FEDERAL FARM CREDIT BANK DTD 11/18/2021 0.875% 11/18/2024	3133ENEJ5		0.00	328,125.00	328,125.00			
11/18/24	11/18/24	HAROT 2023-3 A3 DTD 08/22/2023 5.410% 02/18/2028	43815OAC1		0.00	29,304.17	29,304.17			
11/18/24	11/18/24	HAROT 2024-2 A3 DTD 05/21/2024 5.270% 11/20/2028	437930AC4		0.00	52,700.00	52,700.00			
11/18/24	11/18/24	HAROT 2023-3 A2 DTD 08/22/2023 5.710% 03/18/2026	43815OAB3		0.00	14,435.43	14,435.43			

**Managed Account Security Transactions & Interest**

For the Month Ending **November 30, 2024**

**SAN BERNARDINO COUNTY - 76990800**

Transaction Type		Security Description	CUSIP	Par	Principal Proceeds	Accrued Interest	Total	Realized G/L Cost	Realized G/L Amort Cost	Sale Method
Trade	Settle									
<b>INTEREST</b>										
11/20/24	11/20/24	VZMT 2024-1 A1A DTD 01/18/2024 5.000% 12/20/2028	92348KCL5		0.00	70,833.33	70,833.33			
11/20/24	11/20/24	TLOT 2024-A A3 DTD 02/27/2024 5.250% 04/20/2027	89238GAD3		0.00	15,312.50	15,312.50			
11/20/24	11/20/24	TLOT 2024-A A2A DTD 02/27/2024 5.330% 07/20/2026	89238GAB7		0.00	9,269.73	9,269.73			
11/20/24	11/20/24	TLOT 2023-A A3 DTD 04/18/2023 4.930% 04/20/2026	89239MAC1		0.00	55,099.89	55,099.89			
11/20/24	11/20/24	VZMT 2023-2 A DTD 04/25/2023 4.890% 04/13/2028	92348KBL6		0.00	142,625.00	142,625.00			
11/20/24	11/20/24	TLOT 2024-B A2A DTD 09/17/2024 4.310% 02/22/2027	891943AB8		0.00	14,366.67	14,366.67			
11/21/24	11/21/24	HAROT 2023-1 A3 DTD 02/24/2023 5.040% 04/21/2027	43815JAC7		0.00	27,300.00	27,300.00			
11/21/24	11/21/24	HAROT 2023-1 A2 DTD 02/24/2023 5.220% 10/21/2025	43815JAB9		0.00	2,151.40	2,151.40			
11/21/24	11/21/24	HAROT 2023-4 A3 DTD 11/08/2023 5.670% 06/21/2028	438123AC5		0.00	10,631.25	10,631.25			
11/21/24	11/21/24	CANTOR FITZGERALD & CO DTD 11/14/2024 4.560% 11/21/2024	RPEH31314		0.00	88,666.67	88,666.67			
11/21/24	11/21/24	HAROT 2021-4 A3 DTD 11/24/2021 0.880% 01/21/2026	43815GAC3		0.00	1,322.11	1,322.11			
11/21/24	11/21/24	HAROT 2024-3 A2 DTD 08/21/2024 4.890% 02/22/2027	43813YAB8		0.00	29,543.75	29,543.75			
11/21/24	11/21/24	BANK OF NEW YORK MELLON (CALLABLE) DTD 11/22/2022 5.224% 11/21/2025	06405LAC5		0.00	130,600.00	130,600.00			
11/21/24	11/21/24	HAROT 2023-4 A2 DTD 11/08/2023 5.870% 06/22/2026	438123AB7		0.00	19,399.35	19,399.35			
11/23/24	11/23/24	FEDERAL HOME LOAN BANK (CALLABLE) DTD 11/23/2021 1.500% 11/23/2026	3130APVJ1		0.00	375,000.00	375,000.00			
11/25/24	11/25/24	BMWOT 2023-A A2A DTD 07/18/2023 5.720% 04/27/2026	05592XAB6		0.00	4,288.34	4,288.34			

**Managed Account Security Transactions & Interest**

For the Month Ending **November 30, 2024**

**SAN BERNARDINO COUNTY - 76990800**

Transaction Type		Security Description	CUSIP	Par	Principal Proceeds	Accrued Interest	Total	Realized G/L Cost	Realized G/L Amort Cost	Sale Method
Trade	Settle									
<b>INTEREST</b>										
11/25/24	11/25/24	BMWOT 2023-A A3 DTD 07/18/2023 5.470% 02/25/2028	05592XAD2		0.00	13,675.00	13,675.00			
11/25/24	11/25/24	BMWOT 2022-A A3 DTD 05/18/2022 3.210% 08/25/2026	05602RAD3		0.00	15,751.09	15,751.09			
11/25/24	11/25/24	BMWLT 2023-1 A3 DTD 02/15/2023 5.160% 11/25/2025	05593AAC3		0.00	12,937.08	12,937.08			
11/25/24	11/25/24	BMWLT 2024-1 A2A DTD 02/14/2024 5.100% 07/27/2026	05611UAB9		0.00	21,652.60	21,652.60			
11/25/24	11/25/24	BMWLT 2024-2 A2A DTD 10/07/2024 4.290% 01/25/2027	05613MAB5		0.00	45,760.00	45,760.00			
11/25/24	11/25/24	BMWOT 2024-A A3 DTD 06/11/2024 5.180% 02/26/2029	096919AD7		0.00	47,483.33	47,483.33			
11/25/24	11/25/24	BMWOT 2024-A A2A DTD 06/11/2024 5.420% 02/25/2027	096919AB1		0.00	54,200.00	54,200.00			
11/25/24	11/25/24	BMWLT 2023-2 A3 DTD 10/11/2023 5.990% 09/25/2026	055979AC2		0.00	14,975.00	14,975.00			
11/25/24	11/25/24	BMWLT 2024-1 A3 DTD 02/14/2024 4.980% 03/25/2027	05611UAD5		0.00	66,400.00	66,400.00			
11/25/24	11/25/24	BMWLT 2023-2 A2 DTD 10/11/2023 5.950% 08/25/2025	055979AB4		0.00	2,983.13	2,983.13			
11/29/24	11/29/24	FH GOVERNMENT OBLIGATION-PRE DTD 01/01/2010 0.000% --	608919718		0.00	258,582.60	258,582.60			
11/29/24	11/29/24	INVESTMENT TRUST OF CA DTD 01/01/2010 0.000% --	CALTRUST3		0.00	39,725.69	39,725.69			
11/29/24	11/29/24	MSILF GOVERNMENT-INST DTD 01/01/2010 0.000% --	61747C707		0.00	891,851.84	891,851.84			
11/29/24	11/29/24	FIDELITY INV MMKT GOVT-INST DTD 08/09/2017 0.000% --	31607A703		0.00	312,032.93	312,032.93			
11/29/24	11/29/24	AMAZON.COM INC DTD 12/01/2022 4.700% 11/29/2024	023135CM6		0.00	587,500.00	587,500.00			
11/29/24	11/29/24	NRTHRN INST US GOVT SEL-SHR DTD 01/01/2010 0.000% --	665278701		0.00	3,751.40	3,751.40			
11/29/24	11/29/24	CALIFORNIA ASSET MGMT DTD 01/01/2010 0.000% --	CAMPMF025		0.00	2,459,206.10	2,459,206.10			



**Managed Account Security Transactions & Interest**

For the Month Ending **November 30, 2024**

**SAN BERNARDINO COUNTY - 76990800**

Transaction Type		Security Description	CUSIP	Par	Principal Proceeds	Accrued Interest	Total	Realized G/L Cost	Realized G/L Amort Cost	Sale Method
Trade	Settle									
<b>INTEREST</b>										
11/30/24	11/30/24	US TREASURY N/B DTD 06/01/2020 0.250% 05/31/2025	912828ZT0		0.00	62,500.00	62,500.00			
11/30/24	11/30/24	US TREASURY N/B DTD 05/31/2019 2.125% 05/31/2026	9128286X3		0.00	531,250.00	531,250.00			
11/30/24	11/30/24	US TREASURY N/B DTD 05/31/2022 2.750% 05/31/2029	91282CES6		0.00	687,500.00	687,500.00			
11/30/24	11/30/24	US TREASURY N/B DTD 11/30/2022 3.875% 11/30/2029	91282CFY2		0.00	1,937,500.00	1,937,500.00			
11/30/24	11/30/24	US TREASURY N/B DTD 06/01/2021 0.750% 05/31/2026	91282CCF6		0.00	562,500.00	562,500.00			

**Transaction Type Sub-Total** **0.00 39,685,562.93 39,685,562.93**

<b>MATURITY</b>										
11/01/24	11/01/24	METLIFE SHORT TERM FUND DTD 04/15/2024 0.000% 11/01/2024	59157TL19	51,730,000.00	51,730,000.00	0.00	51,730,000.00	1,505,917.78	0.00	
11/01/24	11/01/24	BANK OF AMERICA NA DTD 04/02/2024 5.450% 11/01/2024	06051WKO6	50,000,000.00	50,000,000.00	0.00	50,000,000.00	0.00	0.00	
11/01/24	11/01/24	CREDIT AGRICOLE CIB NY DTD 05/01/2024 0.000% 11/01/2024	22533TL12	88,000,000.00	88,000,000.00	0.00	88,000,000.00	11,757.78	0.00	
11/01/24	11/01/24	FEDERAL HOME LOAN BANK DTD 04/10/2024 5.225% 11/01/2024	3130B0UC1	100,000,000.00	100,000,000.00	0.00	100,000,000.00	0.00	0.00	
11/04/24	11/04/24	FEDERAL HOME LOAN BANK DTD 04/08/2024 5.220% 11/04/2024	3130B0SX8	50,000,000.00	50,000,000.00	0.00	50,000,000.00	0.00	0.00	
11/04/24	11/04/24	CREDIT AGRICOLE CIB NY DTD 11/01/2024 0.000% 11/04/2024	22533TL46	57,000,000.00	57,000,000.00	0.00	57,000,000.00	22,847.50	0.00	
11/05/24	11/05/24	CREDIT AGRICOLE CORPORATE AND INVESTMENT DTD 03/12/2024 0.000% 11/05/2024	22533TL53	129,000,000.00	129,000,000.00	0.00	129,000,000.00	17,235.82	0.00	
11/06/24	11/06/24	CREDIT AGRICOLE CIB NY DTD 05/10/2024 0.000% 11/06/2024	22533TL61	113,000,000.00	113,000,000.00	0.00	113,000,000.00	15,098.05	0.00	
11/07/24	11/07/24	CANTOR FITZGERALD & CO DTD 10/31/2024 4.820% 11/07/2024	RPEG4JMK3	100,000,000.00	100,000,000.00	0.00	100,000,000.00	0.00	0.00	
11/07/24	11/07/24	CITIGROUP GLOBAL MARKETS DTD 04/22/2024 0.000% 11/07/2024	17327AL70	50,000,000.00	50,000,000.00	0.00	50,000,000.00	1,471,250.00	0.00	

**Managed Account Security Transactions & Interest**

For the Month Ending **November 30, 2024**

**SAN BERNARDINO COUNTY - 76990800**

Transaction Type	Trade	Settle	Security Description	CUSIP	Par	Principal Proceeds	Accrued Interest	Total	Realized G/L Cost	Realized G/L Amort Cost	Sale Method
<b>MATURITY</b>											
	11/07/24	11/07/24	CREDIT AGRICOLE CIB NY DTD 11/06/2024 0.000% 11/07/2024	22533TL79	112,000,000.00	112,000,000.00	0.00	112,000,000.00	14,964.44	0.00	
	11/08/24	11/08/24	CREDIT AGRICOLE CIB NY DTD 02/13/2024 0.000% 11/08/2024	22533TL87	93,000,000.00	93,000,000.00	0.00	93,000,000.00	12,425.83	0.00	
	11/14/24	11/14/24	FEDERAL HOME LOAN BANK DTD 04/17/2024 5.300% 11/14/2024	3130B0Y78	100,000,000.00	100,000,000.00	0.00	100,000,000.00	0.00	0.00	
	11/14/24	11/14/24	CANTOR FITZGERALD & CO DTD 11/07/2024 4.600% 11/14/2024	RPEN1VVF5	100,000,000.00	100,000,000.00	0.00	100,000,000.00	0.00	0.00	
	11/15/24	11/15/24	US TREASURY N/B DTD 11/15/2021 0.750% 11/15/2024	91282CDH1	75,000,000.00	75,000,000.00	0.00	75,000,000.00	3,410,156.25	0.00	
	11/18/24	11/18/24	FEDERAL FARM CREDIT BANK DTD 11/18/2021 0.875% 11/18/2024	3133ENEJ5	75,000,000.00	75,000,000.00	0.00	75,000,000.00	86,250.00	0.00	
	11/18/24	11/18/24	FEDERAL FARM CREDIT BANK DTD 11/18/2022 4.500% 11/18/2024	3133ENZ94	50,000,000.00	50,000,000.00	0.00	50,000,000.00	53,000.00	0.00	
	11/21/24	11/21/24	CANTOR FITZGERALD & CO DTD 11/14/2024 4.560% 11/21/2024	RPEH31314	100,000,000.00	100,000,000.00	0.00	100,000,000.00	0.00	0.00	
	11/29/24	11/29/24	AMAZON.COM INC DTD 12/01/2022 4.700% 11/29/2024	023135CM6	25,000,000.00	25,000,000.00	0.00	25,000,000.00	16,750.00	0.00	
	11/29/24	11/29/24	TREASURY BILL DTD 11/30/2023 0.000% 11/29/2024	912797HP5	75,000,000.00	75,000,000.00	0.00	75,000,000.00	300,635.41	0.00	
	11/29/24	11/29/24	CREDIT AGRICOLE CIB NY DTD 11/25/2024 0.000% 11/29/2024	22533TLV6	100,000,000.00	100,000,000.00	0.00	100,000,000.00	50,777.78	0.00	
<b>Transaction Type Sub-Total</b>					<b>1,693,730,000.00</b>	<b>1,693,730,000.00</b>	<b>0.00</b>	<b>1,693,730,000.00</b>	<b>6,989,066.64</b>	<b>0.00</b>	

<b>PAYDOWNS</b>											
	11/01/24	11/25/24	FHMS KJ21 A2 DTD 09/01/2018 3.700% 09/01/2026	3137FHGE7	238,260.84	238,260.84	0.00	238,260.84	4,802.45	2,399.47	
	11/01/24	11/25/24	FRESB 2024-SB112 A7F DTD 01/01/2024 4.960% 12/01/2030	30334WAC7	1,450.15	1,450.15	0.00	1,450.15	(7.16)	(6.57)	
	11/01/24	11/25/24	FHMS K051 A2 DTD 12/01/2015 3.308% 09/01/2025	3137BM7C4	99,773.50	99,773.50	0.00	99,773.50	(865.22)	(232.45)	
	11/01/24	11/25/24	FHMS K733 A2 DTD 11/01/2018 3.750% 08/01/2025	3137FJXQ7	1,403.57	1,403.57	0.00	1,403.57	(120.12)	(25.72)	

**Managed Account Security Transactions & Interest**

For the Month Ending **November 30, 2024**

**SAN BERNARDINO COUNTY - 76990800**

Transaction Type		Security Description	CUSIP	Par	Principal Proceeds	Accrued Interest	Total	Realized G/L Cost	Realized G/L Amort Cost	Sale Method
Trade	Settle									
<b>PAYDOWNS</b>										
11/01/24	11/25/24	FR WN3235 DTD 04/01/2024 3.150% 01/01/2031	3132XHSZ8	103,496.25	103,496.25	0.00	103,496.25	9,047.84	8,414.05	
11/01/24	11/25/24	FRESB 2022-SB104 A5F DTD 11/01/2022 2.600% 09/01/2027	30329OAA1	31,645.15	31,645.15	0.00	31,645.15	2,758.26	1,648.32	
11/01/24	11/25/24	FRESB 2021-SB82 A5F DTD 01/01/2021 0.670% 11/01/2025	30318CAA5	1,749.28	1,749.28	0.00	1,749.28	(8.58)	(1.89)	
11/01/24	11/25/24	FRESB 2022-SB97 A5F DTD 04/01/2022 1.780% 02/01/2027	30311SAA7	32,173.35	32,173.35	0.00	32,173.35	1,275.09	610.11	
11/01/24	11/25/24	FHMS KJ47 A1 DTD 09/01/2023 5.272% 08/01/2028	3137HAMN3	21,885.82	21,885.82	0.00	21,885.82	0.11	0.08	
11/01/24	11/25/24	FRESB 2024-SB115 A5F DTD 09/01/2024 4.080% 06/01/2029	35802FAA0	588.44	588.44	0.00	588.44	(2.79)	(2.73)	
11/01/24	11/25/24	FHMS K049 A2 DTD 10/01/2015 3.010% 07/01/2025	3137BLMZ8	19,769.50	19,769.50	0.00	19,769.50	(47.88)	(10.87)	
11/01/24	11/25/24	FRESB 2023-SB109 A5F DTD 09/01/2023 4.390% 08/01/2028	30333MAA4	4,064.00	4,064.00	0.00	4,064.00	110.73	88.21	
11/01/24	11/25/24	FHMS KJ36 A1 DTD 12/01/2021 1.298% 12/01/2026	3137H4RZ5	197,698.36	197,698.36	0.00	197,698.36	0.79	0.34	
11/01/24	11/25/24	FRESB 2023-SB107 A5F DTD 07/01/2023 4.090% 05/01/2028	30332EAA3	7,348.20	7,348.20	0.00	7,348.20	159.76	117.56	
11/01/24	11/25/24	FHMS K047 A2 DTD 07/01/2015 3.329% 05/01/2025	3137BKRJ1	639,117.76	639,117.76	0.00	639,117.76	(6,041.66)	(1,147.57)	
11/01/24	11/25/24	FNA 2023-M5 2A2 DTD 07/01/2023 4.500% 07/01/2028	3136BOCS6	135.80	135.80	0.00	135.80	0.32	0.24	
11/01/24	11/25/24	FRESB 2023-SB111 A5F DTD 11/01/2023 4.710% 09/01/2028	30334CAA5	13,184.04	13,184.04	0.00	13,184.04	295.18	242.92	
11/01/24	11/25/24	FHMS KJ50 A1 DTD 07/01/2024 4.924% 07/01/2029	3137HDV23	21,856.51	21,856.51	0.00	21,856.51	0.33	0.28	
11/01/24	11/25/24	FRESB 2024-SB116 A5F DTD 10/01/2024 4.550% 09/01/2029	35802BAE1	1,120.35	1,120.35	0.00	1,120.35	(5.26)	(5.25)	
11/01/24	11/25/24	FRESB 2024-SB113 A5F DTD 04/01/2024 5.020% 12/01/2028	30336BAA5	7,274.65	7,274.65	0.00	7,274.65	60.89	60.89	
11/01/24	11/25/24	FRESB 2022-SB103 A5F DTD 10/01/2022 2.080% 06/01/2027	30329MAA0	10,681.76	10,681.76	0.00	10,681.76	1,112.11	632.65	

**Managed Account Security Transactions & Interest**

For the Month Ending **November 30, 2024**

**SAN BERNARDINO COUNTY - 76990800**

Transaction Type		Security Description	CUSIP	Par	Principal Proceeds	Accrued Interest	Total	Realized G/L Cost	Realized G/L Amort Cost	Sale Method
Trade	Settle									
<b>PAYDOWNS</b>										
11/01/24	11/25/24	FHMS K042 A2 DTD 01/01/2015 2.670% 12/01/2024	3137BFXT3	28,822,342.58	28,822,342.58	0.00	28,822,342.58	468,363.07	28,195.78	
11/01/24	11/25/24	FHMS K736 A2 DTD 09/01/2019 2.282% 07/01/2026	3137FNWX4	20,361.75	20,361.75	0.00	20,361.75	(758.79)	(284.89)	
11/01/24	11/25/24	FRESB 2023-SB105 A5F DTD 05/01/2023 3.740% 04/01/2028	30332AAA1	27,623.40	27,623.40	0.00	27,623.40	690.01	488.85	
11/01/24	11/25/24	FHMS K045 A2 DTD 05/01/2015 3.023% 01/01/2025	3137BHXJ1	3,606,197.50	3,606,197.50	0.00	3,606,197.50	(355,689.40)	(20,215.09)	
11/01/24	11/25/24	FRESB 2023-SB106 A5F DTD 06/01/2023 3.960% 05/01/2028	35802AAE3	12,711.86	12,711.86	0.00	12,711.86	375.13	272.74	
11/01/24	11/25/24	FRESB 2021-SB82 A5F DTD 01/01/2021 0.670% 11/01/2025	30318CAA5	4,081.65	4,081.65	0.00	4,081.65	(20.02)	(4.41)	
11/01/24	11/25/24	FRESB 2023-SB108 A5F DTD 08/01/2023 4.250% 06/01/2028	30333AAA0	12,477.63	12,477.63	0.00	12,477.63	268.92	202.15	
11/01/24	11/25/24	FRESB 2021-SB83 A5F DTD 02/01/2021 0.630% 01/01/2026	30318NAA1	56,815.79	56,815.79	0.00	56,815.79	(266.81)	(66.71)	
11/01/24	11/25/24	FNA 2023-M6 A2 DTD 07/01/2023 4.181% 07/01/2028	3136BODE6	135.25	135.25	0.00	135.25	2.36	1.77	
11/01/24	11/25/24	FHMS K055 A2 DTD 06/01/2016 2.673% 03/01/2026	3137BPW21	185,376.68	185,376.68	0.00	185,376.68	5,018.20	1,877.64	
11/01/24	11/25/24	FRESB 2023-SB110 A5F DTD 10/01/2023 4.580% 08/01/2028	30333HAA5	12,519.27	12,519.27	0.00	12,519.27	492.81	406.42	
11/01/24	11/25/24	FRESB 2024-SB114 A5F DTD 06/01/2024 4.990% 03/01/2029	30337MAA0	1,538.40	1,538.40	0.00	1,538.40	(7.62)	(7.24)	
11/01/24	11/25/24	FHMS KJ34 A1 DTD 07/01/2021 0.681% 06/01/2026	3137H1LS3	17,891.48	17,891.48	0.00	17,891.48	0.21	0.07	
11/01/24	11/25/24	FHMS KJ39 A1 DTD 04/01/2022 2.750% 04/01/2027	3137H73W1	71,973.27	71,973.27	0.00	71,973.27	11.87	5.88	
11/01/24	11/25/24	FHMS K046 A2 DTD 06/01/2015 3.205% 03/01/2025	3137BJP64	4,131,642.00	4,131,642.00	0.00	4,131,642.00	134,439.76	21,974.27	
11/01/24	11/25/24	FRESB 2024-SB112 A5F DTD 01/01/2024 4.740% 12/01/2028	30334WAA1	5,469.72	5,469.72	0.00	5,469.72	(5.43)	(4.77)	
11/15/24	11/15/24	JDOT 2023-C A2 DTD 09/19/2023 5.760% 08/17/2026	47787CAB9	698,317.79	698,317.79	0.00	698,317.79	46.79	29.08	

**Managed Account Security Transactions & Interest**

For the Month Ending **November 30, 2024**

**SAN BERNARDINO COUNTY - 76990800**

Transaction Type		Security Description	CUSIP	Par	Principal Proceeds	Accrued Interest	Total	Realized G/L Cost	Realized G/L Amort Cost	Sale Method
Trade	Settle									
<b>PAYDOWNS</b>										
11/15/24	11/15/24	TAOT 2022-B A3 DTD 04/13/2022 2.930% 09/15/2026	89238FAD5	586,439.56	586,439.56	0.00	586,439.56	13.73	5.69	
11/15/24	11/15/24	JDOT 2021-B A3 DTD 07/21/2021 0.520% 03/16/2026	47789OAC4	510,736.98	510,736.98	0.00	510,736.98	45.55	13.08	
11/15/24	11/15/24	FORDO 2024-A A2A DTD 03/19/2024 5.320% 01/15/2027	34535EAB8	939,331.61	939,331.61	0.00	939,331.61	32.97	24.94	
11/15/24	11/15/24	JDOT 2022-B A3 DTD 07/20/2022 3.740% 02/16/2027	47800AAC4	503,633.61	503,633.61	0.00	503,633.61	48.10	23.70	
11/15/24	11/15/24	HART 2021-B A3 DTD 07/28/2021 0.380% 01/15/2026	44934KAC8	266,647.21	266,647.21	0.00	266,647.21	58.85	15.38	
11/15/24	11/15/24	HART 2022-C A3 DTD 11/09/2022 5.390% 06/15/2027	44933DAD3	3,010,575.08	3,010,575.08	0.00	3,010,575.08	14.45	8.12	
11/15/24	11/15/24	MBART 2023-2 A2 DTD 10/25/2023 5.920% 11/16/2026	58769FAB1	339,478.93	339,478.93	0.00	339,478.93	15.21	10.23	
11/15/24	11/15/24	HART 2023-C A2A DTD 11/13/2023 5.800% 01/15/2027	44918CAB8	416,415.85	416,415.85	0.00	416,415.85	19.49	13.54	
11/15/24	11/15/24	MBART 2022-1 A3 DTD 11/22/2022 5.210% 08/16/2027	58768PAC8	1,130,539.90	1,130,539.90	0.00	1,130,539.90	223.62	130.05	
11/15/24	11/15/24	TAOT 2023-D A2A DTD 11/14/2023 5.800% 11/16/2026	89239FAB8	465,546.73	465,546.73	0.00	465,546.73	7.03	4.40	
11/15/24	11/15/24	FORDO 2023-C A2A DTD 11/21/2023 5.680% 09/15/2026	344940AB7	328,555.92	328,555.92	0.00	328,555.92	29.80	19.40	
11/15/24	11/15/24	MBART 2021-1 A3 DTD 09/22/2021 0.460% 06/15/2026	58772WAC7	699,065.81	699,065.81	0.00	699,065.81	91.43	30.60	
11/15/24	11/15/24	TAOT 2023-A A2 DTD 01/30/2023 5.050% 01/15/2026	891940AB4	419,601.30	419,601.30	0.00	419,601.30	16.95	6.69	
11/15/24	11/15/24	TAOT 2024-A A2A DTD 01/30/2024 5.130% 12/15/2026	89238DAB4	1,688,368.24	1,688,368.24	0.00	1,688,368.24	72.09	53.27	
11/15/24	11/15/24	HART 2023-B A2A DTD 07/19/2023 5.770% 05/15/2026	44933XAB3	333,328.94	333,328.94	0.00	333,328.94	6.56	3.49	
11/15/24	11/15/24	TAOT 2024-B A2A DTD 04/30/2024 5.410% 03/15/2027	89237NAB3	1,028,621.61	1,028,621.61	0.00	1,028,621.61	73.96	60.75	
11/15/24	11/15/24	TAOT 2022-A A3 DTD 01/31/2022 1.230% 06/15/2026	89239KAC5	190,340.67	190,340.67	0.00	190,340.67	32.36	11.72	

**Managed Account Security Transactions & Interest**

For the Month Ending **November 30, 2024**

**SAN BERNARDINO COUNTY - 76990800**

Transaction Type		Security Description	CUSIP	Par	Principal Proceeds	Accrued Interest	Total	Realized G/L Cost	Realized G/L Amort Cost	Sale Method
Trade	Settle									
<b>PAYDOWNS</b>										
11/15/24	11/15/24	TAOT 2021-B A3 DTD 06/14/2021 0.260% 11/17/2025	89190GAC1	1,044,437.59	1,044,437.59	0.00	1,044,437.59	112.49	25.56	
11/15/24	11/15/24	JDOT 2023-A A2 DTD 03/02/2023 5.280% 03/16/2026	47800CAB2	2,330,008.49	2,330,008.49	0.00	2,330,008.49	81.79	35.96	
11/15/24	11/15/24	TAOT 2022-D A2A DTD 11/08/2022 5.270% 01/15/2026	89239HAB4	1,107,903.28	1,107,903.28	0.00	1,107,903.28	12.30	4.50	
11/15/24	11/15/24	HART 2024-A A2A DTD 03/20/2024 5.290% 04/15/2027	448973AB3	418,596.70	418,596.70	0.00	418,596.70	5.02	3.79	
11/15/24	11/15/24	JDOT 2024-A A2A DTD 03/19/2024 5.190% 02/16/2027	47800RAB9	305,795.17	305,795.17	0.00	305,795.17	17.95	13.47	
11/15/24	11/15/24	TAOT 2023-B A2A DTD 05/23/2023 5.280% 05/15/2026	891941AB2	370,147.30	370,147.30	0.00	370,147.30	8.55	4.31	
11/15/24	11/15/24	TAOT 2021-D A3 DTD 11/15/2021 0.710% 04/15/2026	89238JAC9	287,739.36	287,739.36	0.00	287,739.36	6.12	1.96	
11/15/24	11/15/24	TAOT 2021-C A3 DTD 09/27/2021 0.430% 01/15/2026	89239BAC5	465,309.46	465,309.46	0.00	465,309.46	37.08	10.06	
11/15/24	11/15/24	HAROT 2024-1 A2 DTD 02/21/2024 5.360% 09/15/2026	437918AB1	2,244,772.23	2,244,772.23	0.00	2,244,772.23	207.19	148.63	
11/15/24	11/15/24	HART 2022-B A3 DTD 07/20/2022 3.720% 11/16/2026	44918MAD2	663,290.34	663,290.34	0.00	663,290.34	0.27	0.13	
11/15/24	11/15/24	MBALT 2023-A A2 DTD 05/24/2023 5.240% 11/17/2025	58768RAB6	1,657,180.76	1,657,180.76	0.00	1,657,180.76	19.39	7.86	
11/15/24	11/15/24	MBART 2024-1 A2A DTD 01/24/2024 5.060% 05/17/2027	587918AB9	3,703,044.81	3,703,044.81	0.00	3,703,044.81	411.04	313.08	
11/15/24	11/15/24	HART 2021-C A3 DTD 11/17/2021 0.740% 05/15/2026	44935FAD6	245,232.59	245,232.59	0.00	245,232.59	54.73	18.27	
11/15/24	11/15/24	MBART 2023-1 A3 DTD 01/25/2023 4.510% 11/15/2027	58770AAC7	381,627.84	381,627.84	0.00	381,627.84	45.80	28.59	
11/15/24	11/15/24	HAROT 2023-2 A2 DTD 05/30/2023 5.410% 04/15/2026	437927AB2	341,077.98	341,077.98	0.00	341,077.98	20.43	10.07	
11/15/24	11/15/24	JDOT 2022-C A3 DTD 10/19/2022 5.090% 06/15/2027	47800BAC2	1,577,218.94	1,577,218.94	0.00	1,577,218.94	122.39	67.92	
11/15/24	11/15/24	JDOT 2023-B A2 DTD 06/28/2023 5.590% 06/15/2026	477920AB8	426,840.97	426,840.97	0.00	426,840.97	25.22	13.47	

**Managed Account Security Transactions & Interest**

For the Month Ending **November 30, 2024**

**SAN BERNARDINO COUNTY - 76990800**

Transaction Type		Security Description	CUSIP	Par	Principal Proceeds	Accrued Interest	Total	Realized G/L Cost	Realized G/L Amort Cost	Sale Method
Trade	Settle									
<b>PAYDOWNS</b>										
11/15/24	11/15/24	JDOT 2022-A A3 DTD 03/16/2022 2.320% 09/15/2026	47787JAC2	425,959.02	425,959.02	0.00	425,959.02	94.23	38.42	
11/15/24	11/15/24	TAOT 2022-D A3 DTD 11/08/2022 5.300% 09/15/2027	89239HAD0	598,339.63	598,339.63	0.00	598,339.63	59.06	34.48	
11/15/24	11/15/24	HART 2023-A A2A DTD 04/12/2023 5.190% 12/15/2025	448979AB0	812,364.33	812,364.33	0.00	812,364.33	46.96	19.02	
11/15/24	11/15/24	TAOT 2023-C A2A DTD 08/15/2023 5.600% 08/17/2026	89231FAB6	195,932.02	195,932.02	0.00	195,932.02	11.97	7.00	
11/16/24	11/16/24	GMCAR 2024-1 A2A DTD 01/17/2024 5.120% 02/16/2027	36268GAB1	626,900.39	626,900.39	0.00	626,900.39	12.91	9.31	
11/16/24	11/16/24	GMCAR 2024-2 A2A DTD 04/10/2024 5.330% 03/16/2027	379931AB4	519,058.44	519,058.44	0.00	519,058.44	34.31	27.28	
11/16/24	11/16/24	GMCAR 2023-3 A2A DTD 07/19/2023 5.740% 09/16/2026	36267KAB3	142,317.84	142,317.84	0.00	142,317.84	2.57	1.49	
11/16/24	11/16/24	GMCAR 2023-4 A2A DTD 10/11/2023 5.890% 11/16/2026	379930AB6	384,837.90	384,837.90	0.00	384,837.90	36.68	23.91	
11/18/24	11/18/24	HAROT 2023-3 A2 DTD 08/22/2023 5.710% 03/18/2026	43815QAB3	544,831.16	544,831.16	0.00	544,831.16	51.60	26.75	
11/20/24	11/20/24	TLOT 2023-A A3 DTD 04/18/2023 4.930% 04/20/2026	89239MAC1	1,669,425.65	1,669,425.65	0.00	1,669,425.65	291.14	137.23	
11/20/24	11/20/24	TLOT 2024-A A2A DTD 02/27/2024 5.330% 07/20/2026	89238GAB7	368,748.42	368,748.42	0.00	368,748.42	31.30	292.70	
11/21/24	11/21/24	HAROT 2023-4 A2 DTD 11/08/2023 5.870% 06/22/2026	438123AB7	486,427.79	486,427.79	0.00	486,427.79	37.60	22.78	
11/21/24	11/21/24	HAROT 2021-4 A3 DTD 11/24/2021 0.880% 01/21/2026	43815GAC3	302,065.74	302,065.74	0.00	302,065.74	63.67	17.86	
11/21/24	11/21/24	HAROT 2023-1 A2 DTD 02/24/2023 5.220% 10/21/2025	43815JAB9	382,712.99	382,712.99	0.00	382,712.99	23.00	7.93	
11/25/24	11/25/24	BMWOT 2023-A A2A DTD 07/18/2023 5.720% 04/27/2026	05592XAB6	230,876.37	230,876.37	0.00	230,876.37	10.44	5.35	
11/25/24	11/25/24	BMWLT 2024-1 A2A DTD 02/14/2024 5.100% 07/27/2026	05611UAB9	514,327.88	514,327.88	0.00	514,327.88	10.54	6.58	
11/25/24	11/25/24	BMWOT 2022-A A3 DTD 05/18/2022 3.210% 08/25/2026	05602RAD3	670,926.66	670,926.66	0.00	670,926.66	34.89	14.30	

**Managed Account Security Transactions & Interest**

For the Month Ending **November 30, 2024**

**SAN BERNARDINO COUNTY - 76990800**

Transaction Type		Security Description	CUSIP	Par	Principal Proceeds	Accrued Interest	Total	Realized G/L Cost	Realized G/L Amort Cost	Sale Method
Trade	Settle									
<b>PAYDOWNS</b>										
11/25/24	11/25/24	BMWLT 2023-2 A2 DTD 10/11/2023 5.950% 08/25/2025	055979AB4	438,574.26	438,574.26	0.00	438,574.26	24.52	490.38	
11/25/24	11/25/24	BMWLT 2023-1 A3 DTD 02/15/2023 5.160% 11/25/2025	05593AAC3	770,334.94	770,334.93	0.00	770,334.93	18.33	6.60	
<b>Transaction Type Sub-Total</b>				<b>79,654,566.49</b>	<b>79,654,566.48</b>	<b>0.00</b>	<b>79,654,566.48</b>	<b>268,371.88</b>	<b>47,985.66</b>	
<b>SELL</b>										
11/12/24	11/12/24	FH GOVERNMENT OBLIGATION-PRE DTD 01/01/2010 0.000% --	608919718	1,000,000.00	1,000,000.00	0.00	1,000,000.00	0.00	0.00	FIFO
11/12/24	11/12/24	FH GOVERNMENT OBLIGATION-PRE DTD 01/01/2010 0.000% --	608919718	30,000,000.00	30,000,000.00	0.00	30,000,000.00	0.00	0.00	FIFO
11/12/24	11/12/24	FH GOVERNMENT OBLIGATION-PRE DTD 01/01/2010 0.000% --	608919718	66,000,000.00	66,000,000.00	0.00	66,000,000.00	0.00	0.00	FIFO
11/12/24	11/12/24	FH GOVERNMENT OBLIGATION-PRE DTD 01/01/2010 0.000% --	608919718	27,000,000.00	27,000,000.00	0.00	27,000,000.00	0.00	0.00	FIFO
11/13/24	11/13/24	FIDELITY INV MMKT GOVT-INST DTD 08/09/2017 0.000% --	31607A703	13,000,000.00	13,000,000.00	0.00	13,000,000.00	0.00	0.00	FIFO
11/13/24	11/13/24	FIDELITY INV MMKT GOVT-INST DTD 08/09/2017 0.000% --	31607A703	19,000,000.00	19,000,000.00	0.00	19,000,000.00	0.00	0.00	FIFO
11/13/24	11/13/24	FIDELITY INV MMKT GOVT-INST DTD 08/09/2017 0.000% --	31607A703	18,000,000.00	18,000,000.00	0.00	18,000,000.00	0.00	0.00	FIFO
11/14/24	11/14/24	FIDELITY INV MMKT GOVT-INST DTD 08/09/2017 0.000% --	31607A703	51,000,000.00	51,000,000.00	0.00	51,000,000.00	0.00	0.00	FIFO
11/20/24	11/20/24	FH GOVERNMENT OBLIGATION-PRE DTD 01/01/2010 0.000% --	608919718	33,000,000.00	33,000,000.00	0.00	33,000,000.00	0.00	0.00	FIFO
11/20/24	11/20/24	FIDELITY INV MMKT GOVT-INST DTD 08/09/2017 0.000% --	31607A703	24,000,000.00	24,000,000.00	0.00	24,000,000.00	0.00	0.00	FIFO
11/21/24	11/21/24	MSILF GOVERNMENT-INST DTD 01/01/2010 0.000% --	61747C707	23,000,000.00	23,000,000.00	0.00	23,000,000.00	0.00	0.00	FIFO
11/21/24	11/21/24	MSILF GOVERNMENT-INST DTD 01/01/2010 0.000% --	61747C707	1,000,000.00	1,000,000.00	0.00	1,000,000.00	0.00	0.00	FIFO
11/21/24	11/21/24	MSILF GOVERNMENT-INST DTD 01/01/2010 0.000% --	61747C707	24,000,000.00	24,000,000.00	0.00	24,000,000.00	0.00	0.00	FIFO



**Managed Account Security Transactions & Interest**

For the Month Ending **November 30, 2024**

**SAN BERNARDINO COUNTY - 76990800**

Transaction Type		Security Description	CUSIP	Par	Principal Proceeds	Accrued Interest	Total	Realized G/L Cost	Realized G/L Amort Cost	Sale Method
Trade	Settle									
<b>SELL</b>										
11/21/24	11/21/24	FIDELITY INV MMKT GOVT-INST DTD 08/09/2017 0.000% --	31607A703	35,000,000.00	35,000,000.00	0.00	35,000,000.00	0.00	0.00	FIFO
11/22/24	11/22/24	MSILF GOVERNMENT-INST DTD 01/01/2010 0.000% --	61747C707	32,000,000.00	32,000,000.00	0.00	32,000,000.00	0.00	0.00	FIFO
11/22/24	11/22/24	MSILF GOVERNMENT-INST DTD 01/01/2010 0.000% --	61747C707	9,000,000.00	9,000,000.00	0.00	9,000,000.00	0.00	0.00	FIFO
11/27/24	11/27/24	MSILF GOVERNMENT-INST DTD 01/01/2010 0.000% --	61747C707	34,000,000.00	34,000,000.00	0.00	34,000,000.00	0.00	0.00	FIFO
11/27/24	11/27/24	MSILF GOVERNMENT-INST DTD 01/01/2010 0.000% --	61747C707	2,000,000.00	2,000,000.00	0.00	2,000,000.00	0.00	0.00	FIFO
11/27/24	11/27/24	MSILF GOVERNMENT-INST DTD 01/01/2010 0.000% --	61747C707	9,000,000.00	9,000,000.00	0.00	9,000,000.00	0.00	0.00	FIFO
<b>Transaction Type Sub-Total</b>				<b>451,000,000.00</b>	<b>451,000,000.00</b>	<b>0.00</b>	<b>451,000,000.00</b>	<b>0.00</b>	<b>0.00</b>	
<b>Managed Account Sub-Total</b>					<b>(129,649,252.20)</b>	<b>39,072,868.12</b>	<b>(90,576,384.08)</b>	<b>7,257,438.52</b>	<b>47,985.66</b>	
<b>Total Security Transactions</b>					<b>(\$129,649,252.20)</b>	<b>\$39,072,868.12</b>	<b>(\$90,576,384.08)</b>	<b>\$7,257,438.52</b>	<b>\$47,985.66</b>	